

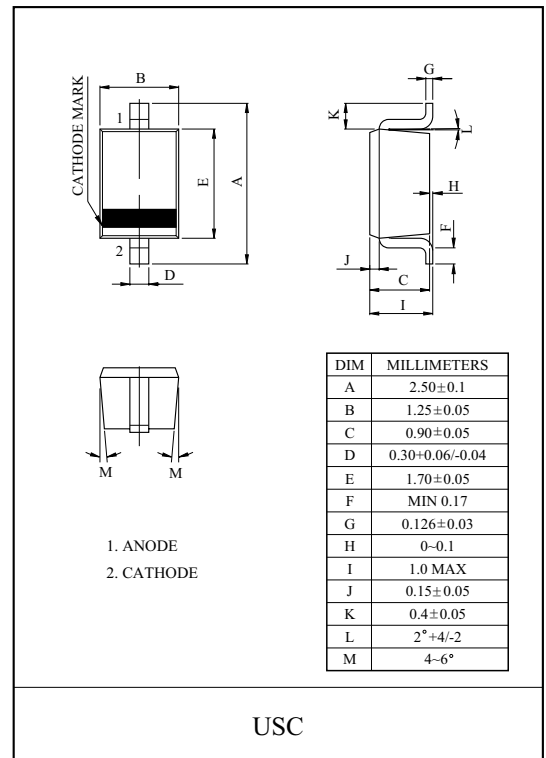
VCO FOR UHF Band Radio.

FEATURES

- High Capacitance Ratio : $C_{0.5V}/C_{2.5V}=2.5$ (Typ.)
- Low Series Resistance : $r_s=0.35 \Omega$ (Typ.)
- Useful for Small Size Tuner.

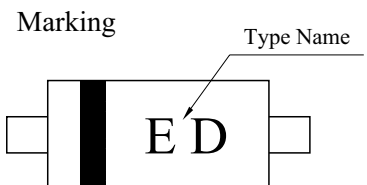
MAXIMUM RATING (Ta=25 °C)

CHARACTERISTIC	SYMBOL	RATING	UNIT
Reverse Voltage	V_R	10	V
Junction Temperature	T_j	150	°C
Storage Temperature Range	T_{stg}	-55 ~ 150	°C



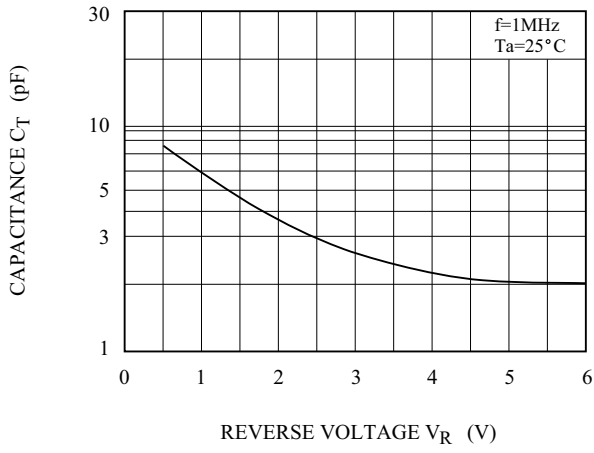
ELECTRICAL CHARACTERISTICS (Ta=25 °C)

CHARACTERISTIC	SYMBOL	TEST CONDITION	MIN.	TYP.	MAX.	UNIT
Reverse Voltage	V_R	$I_R=1 \mu A$	10	-	-	V
Reverse Current	I_R	$V_R=10V$	-	-	3	nA
Capacitance	$C_{0.5V}$	$V_R=0.5V, f=1MHz$	7.3	-	8.4	pF
	$C_{2.5V}$	$V_R=2.5V, f=1MHz$	2.75	-	3.4	
Capacitance Ratio	K	$C_{0.5V}/C_{2.5V}, f=1MHz$	2.4	2.5	-	
Series Resistance	r_s	$V_R=1V, f=470MHz$	-	0.35	-	Ω



KDV245

$C_T - V_R$



$r_s - V_R$

