

# Easy Install® Speakers

## SM1EZ, SM4T Surface-Mount Ceiling Speakers

The Easy Install Speaker drastically cuts system installation time because each speaker can be completely installed — mounted in the ceiling, secured, and connected — in less than a minute! This versatile speaker carries voice messages with clarity anywhere dependable communication is required. It can be installed in any drop ceiling with ceiling tiles...quick, easy, and trouble-free.

### Product Features:


- **Installs in Seconds.** Each speaker assembly is specially designed for immediate installation as soon as you take it out of the box...complete installation takes less than a minute.
- **No-Tool Installation.** No additional equipment needed; everything you need is right in the box.
- **Contemporary, Low-Profile Design.** Looks good in any environment.
- **No Clean-Up.** Installation means piercing ceiling tiles, not cutting them. So, there's virtually no mess and no ceiling tile pieces to clean up.

### Technical Specifications:

<b>Dimensions:</b>	9-1/2" Diameter
<b>Depth:</b>	3" (from tile surface)
<b>Frequency Response:</b>	125 Hz – 15 kHz
<b>Sensitivity:</b>	90 dBspl (1 watt @ 1 meter)
<b>Product Weight:</b>	2 lb. each
<b>Shipping Weight:</b>	15 lb. / carton (5/carton)

For use on 70V systems

Complies with NFPA National code 160b that allow speakers to be installed in plenums and other air handling spaces. Complies with UL-2043.



**Wide-Based Wing Nuts.** Two custom-designed, easy-to-handle wing nuts provide a secure mounting for the speaker to the ceiling tile.

**Mounting Studs.** Two specially-designed mounting studs easily pierce standard ceiling tiles up to 2" thick.

**Wide Dispersion of Sound.** A combination of direct and reflected sound paths produce a clear, wide dispersion of high-quality sound, even at higher frequencies where other speakers begin to beam. This enhances intelligibility and makes exact speaker placement less critical.

### Model Variations:

- **SM1EZ** is a one-watt, single tap speaker.
- **SM4T** is a four-watt, multi-tap speaker with settings of 4, 2, 1, 1/2, and 1/4 watts. Settings are rotary-switch selectable (there are no transformer wires to deal with).

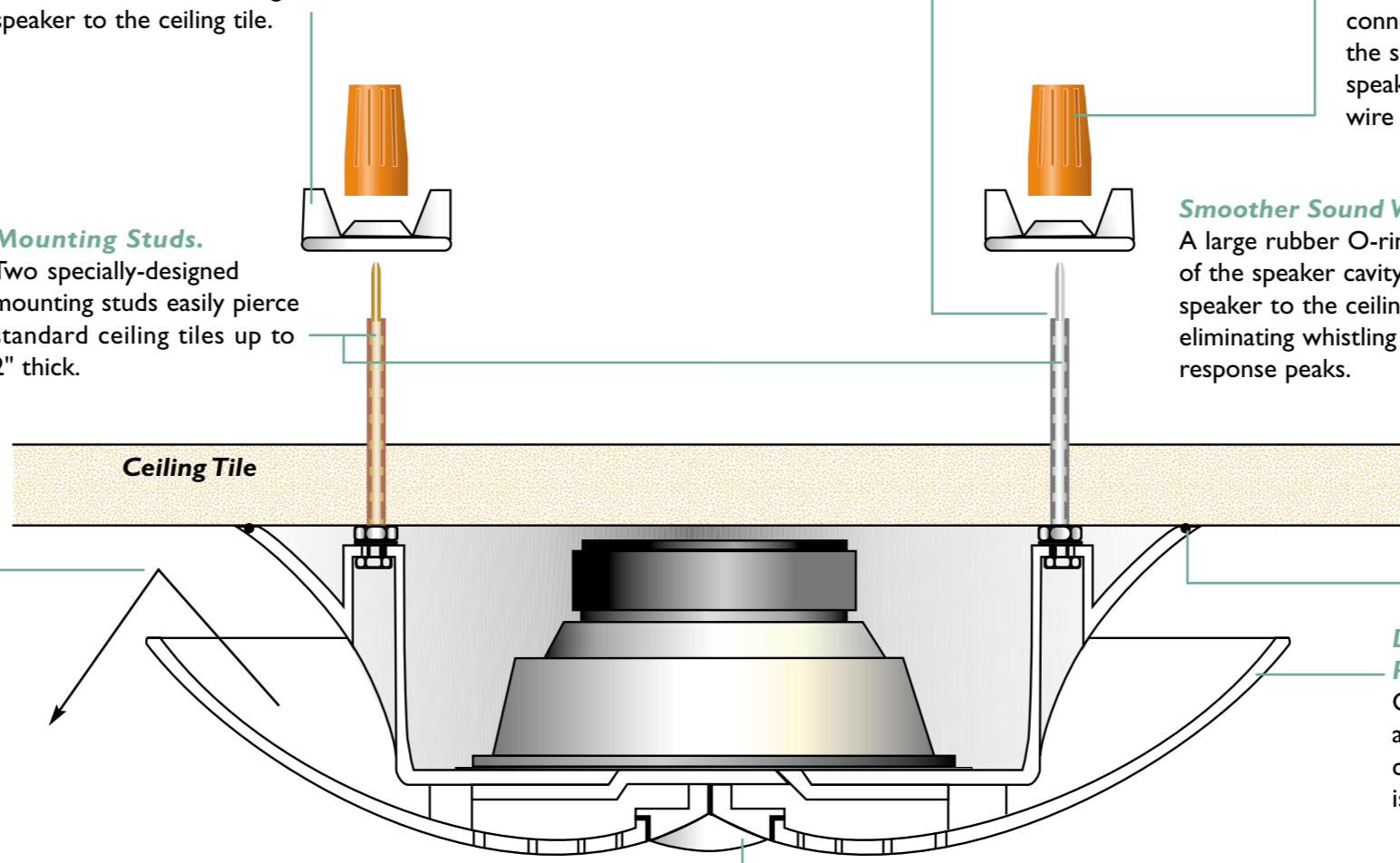
**Easy Wiring.** The two mounting studs make the electrical connection, and are color-coded for easy polarity identification (one is nickel-plated, the other is copper-plated).

**Standard Wire Nuts.** Make the electrical connection by attaching the speaker wire to the speaker with standard wire nuts.


**Smoother Sound Without Whistling.** A large rubber O-ring seal at the base of the speaker cavity tightly seals the speaker to the ceiling tile surface, eliminating whistling and frequency response peaks.

**Durable ABS Plastic Shell.** Can be painted for applications where color coordination is a factor.

**Wire-Wound Volume Control.** A high-quality wire-wound volume control (standard) is an integral part of the design, so it's easily accessible but won't stand out. Volume adjustments can be made without going back into the ceiling.



## INSTALLS IN SECONDS!



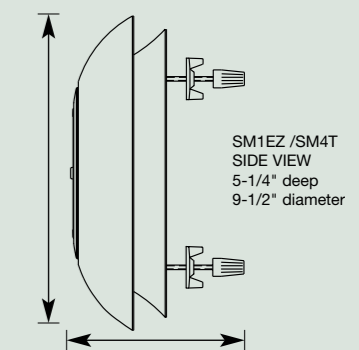
**A** The speaker's two specially-designed mounting studs easily pierce through the ceiling tile.



**B** Wide-based wing nuts secure the speaker assembly to the ceiling tile.



**C** Two standard wire nuts connect the speaker wires to the mounting studs, making the electrical connection. That's all it takes!



See pages 5-9 for system design.

### Accessories



**SMTB**  
Tile Bridge