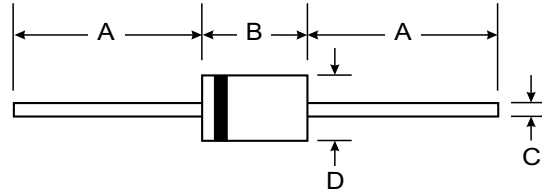


### Features

- Fast Switching Speed
- High Reliability
- High Conductance
- For General Purpose Switching Applications



### Mechanical Data

- Case: DO-35, Glass
- Terminals: Solderable per MIL-STD-202, Method 208
- Marking: Type Number
- Weight: 0.013 grams (approx.)

DO-35		
Dim	Min	Max
A	25.40	—
B	—	4.00
C	—	0.60
D	—	2.00
All Dimensions in mm		

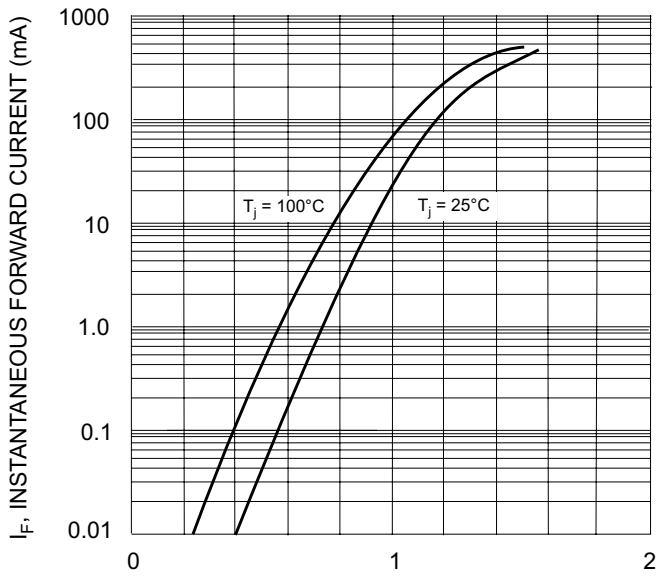
### Maximum Ratings @ $T_A = 25^\circ\text{C}$ unless otherwise specified

Characteristic	Symbol	Value	Unit
Non-Repetitive Peak Reverse Voltage	$V_{RM}$	100	V
Peak Repetitive Reverse Voltage Working Peak Reverse Voltage DC Blocking Voltage	$V_{RRM}$ $V_{RWM}$ $V_R$	75	V
RMS Reverse Voltage	$V_{R(RMS)}$	53	V
Forward Continuous Current (Note 1)	$I_{FM}$	150 300	mA
Average Rectified Output Current (Note 1)	$I_O$	75 200	mA
Non-Repetitive Peak Forward Surge Current @ $t = 1.0\text{s}$ 1N914 @ $t = 1.0\mu\text{s}$ 1N914A/B @ $t = 1.0\mu\text{s}$	$I_{FSM}$	1.0 1.0 4.0	A
Power Dissipation (Note 1) Derate Above $25^\circ\text{C}$	$P_d$	500 1.68	mW mW/ $^\circ\text{C}$
Thermal Resistance, Junction to Ambient Air (Note 1)	$R_{\theta JA}$	300	K/W
Operating and Storage Temperature Range	$T_j, T_{STG}$	-65 to +175	$^\circ\text{C}$

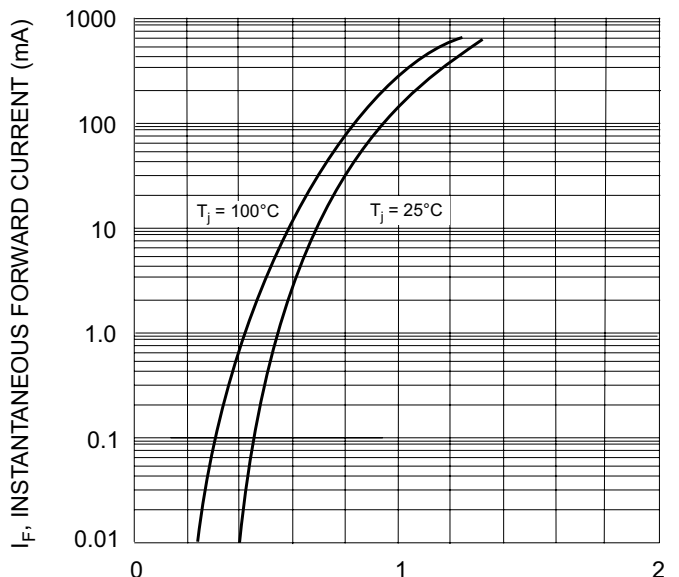
### Electrical Characteristics @ $T_A = 25^\circ\text{C}$ unless otherwise specified

Characteristic	Symbol	Min	Max	Unit	Test Condition
Maximum Forward Voltage	$V_{FM}$	0.62	0.72	V	$I_F = 5.0\text{mA}$ $I_F = 100\text{mA}$ $I_F = 10\text{mA}$ $I_F = 20\text{mA}$
Maximum Peak Reverse Current	$I_{RM}$	—	5.0 50 25	$\mu\text{A}$ $\mu\text{A}$ nA	$V_R = 75\text{V}$ $V_R = 20\text{V}, T_j = 150^\circ\text{C}$ $V_R = 20\text{V}$
Capacitance	$C_j$	—	4.0	pF	$V_R = 0, f = 1.0\text{MHz}$
Reverse Recovery Time	$t_{rr}$	—	4.0	ns	$I_F = 10\text{mA}$ to $I_R = 1.0\text{mA}$ $V_R = 6.0\text{V}, R_L = 100\Omega$

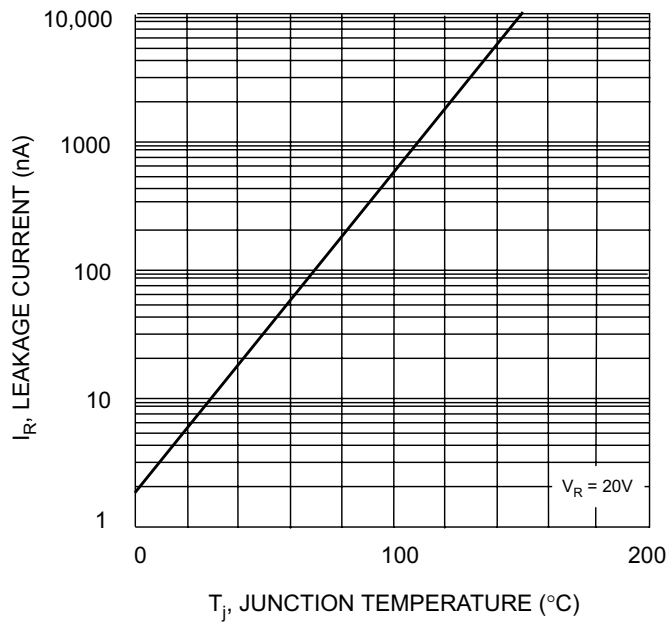
Notes: 1. Valid provided that lead are kept at ambient temperature at a distance of 8.0mm.



$V_F$ , INSTANTANEOUS FORWARD VOLTAGE (V)  
Fig. 1 Forward Characteristics 1N914, 1N914A



$V_F$ , INSTANTANEOUS FORWARD VOLTAGE (V)  
Fig. 2 Forward Characteristics 1N914B



$T_j$ , JUNCTION TEMPERATURE ( $^\circ\text{C}$ )  
Fig. 3 Leakage Current vs Junction Temperature