

# PRODUCT BULLETIN



## WW-SERIES

### FLAMEPROOF WIREWOUND RESISTORS

WILLOW TECHNOLOGIES LTD.

SHAWLANDS COURT, NEWCHAPEL ROAD

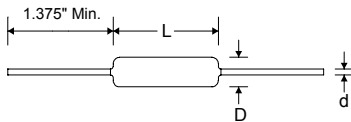
LINGFIELD, SURREY, RH7 6BL, ENGLAND

Tel. + 44 (0) 1342 835234 Fax. + 44 (0) 1342 834306

E-mail [rob@willow.co.uk](mailto:rob@willow.co.uk)

Website <http://www.willow.co.uk>

- 1 TO 10 WATT
- 0.1% THRU 10% TOLERANCE
- SILICONE COATED
- HIGH PURITY CERAMIC CORE
- STAINLESS STEEL END CAPS
- TINNED COPPER-CLAD STEEL LEADS
- WELDED CONSTRUCTION
- PACKAGED TAPE & REEL OR BULK
- AVAILABLE IN NON-INDUCTIVE STYLE
- MEETS REQUIREMENTS FOR MIL-R-26



Dimensional Correlation

in.	mm
.015	0.38
.020	0.5
.025	0.64
.030	0.76
.032	0.81
.060	1.52
.095	2.41
.100	2.54
.175	4.45
.210	5.33
.220	5.59
.266	6.76
.295	7.49
.400	10.2
.460	11.7
.490	12.4
.550	14.0
.910	23.1
1.25	31.8
1.75	44.5



DEDICATION TO EXCELLENCE

### Specifications

PRP Style	Wattage		Resistance Range	Voltage	
	U	V		U	V
WW1/2	.75	1.0	0.1 to 5.23K	32	44
WW1	1.0	1.5	0.1 to 5.0K	44	54
WW2	2.0	2.6	.02 to 7.2K	65	77
WW3	3.0	3.6	.01 to 9.5K	130	147
WW4	4.0	5.0	0.1 to 14.0K	210	250
WW5	5.0	6.5	.01 to 42.0K	360	410
WW7	7.0	8.0	0.1 to 63.0K	490	530
WW10	10.0	11.0	0.1 to 92.0K	632	700

### Dimensions

PRP Style	DIMENSIONS Inches		
	L	D	Lead Dia. (d)
WW1/2	.266 ± .015	.095 ± .015	.025 *
WW1	.400 ± .030	.100 ± .030	.025 *
WW2	.460 ± .030	.175 ± .030	.032
WW3	.490 ± .030	.210 ± .030	.032
WW4	.550 ± .030	.220 ± .030	.032
WW5	.910 ± .030	.295 ± .030	.032
WW7	1.250 ± .060	.295 ± .030	.032
WW10	1.750 ± .060	.295 ± .030	.032

\* ALSO AVAILABLE IN .020

### Temperature

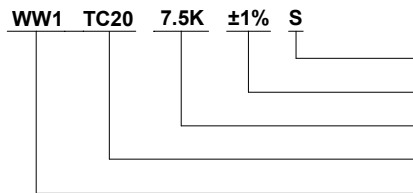
TC20 = ±20PPM/°C, 10 ohm and above.

TC50 = ±50PPM/°C, 1 ohm - 9.9 ohm.

TC90 = ±90PPM/°C, below 1 ohm.

### How to Order

Sample Part Number



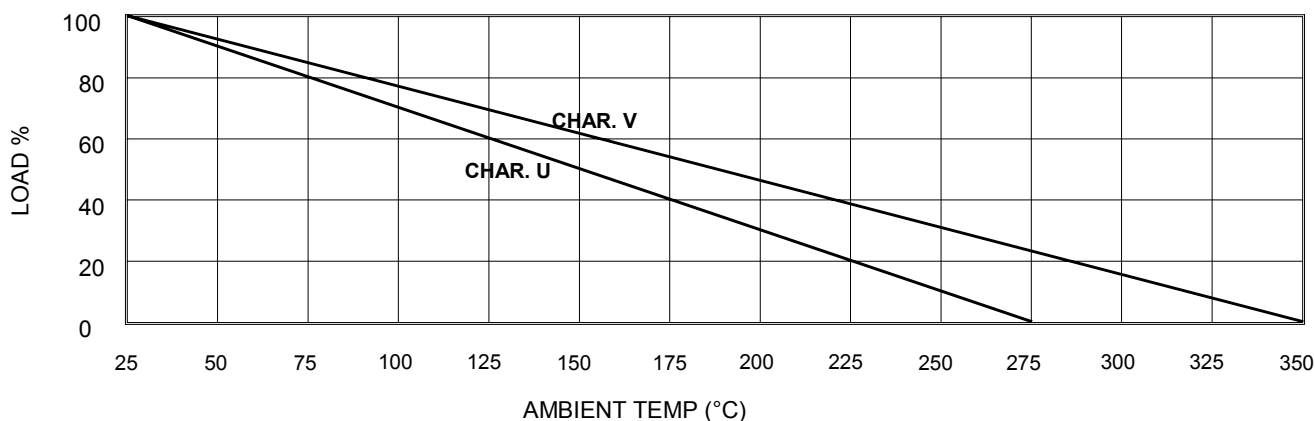
Options S = Standard  
N = Non-Inductive  
Resistance Tolerance  
Resistance Value  
Temperature Coefficient  
Type

Subject to change without notice

Continued on reverse side

ENVIRONMENTAL SPECIFICATIONS	CHARACTERISTIC	
	U	V
LOAD LIFE	$\pm .5\% + .05 \Omega$	$\pm 3.0\% + .05 \Omega$
MOISTURE RESISTANCE	$\pm .2\% + .05 \Omega$	$\pm .2\% + .05 \Omega$
THERMAL SHOCK	$\pm .2\% + .05 \Omega$	$\pm .2\% + .05 \Omega$
SHORT TIME OVERLOAD	$\pm .2\% + .05 \Omega$	$\pm .5\% + .05 \Omega$
DIELECTRIC STRENGTH	$\pm .1\% + .05 \Omega$	$\pm .1\% + .05 \Omega$
LOW TEMP. STORAGE	$\pm .2\% + .05 \Omega$	$\pm .2\% + .05 \Omega$
HIGH TEMP. EXPOSURE	$\pm .5\% + .05 \Omega$	$\pm .5\% + .05 \Omega$
TERMINAL STRENGTH	$\pm .1\% + .05 \Omega$	$\pm .1\% + .05 \Omega$
SHOCK	$\pm .1\% + .05 \Omega$	$\pm .1\% + .05 \Omega$
VIBRATION	$\pm .1\% + .05 \Omega$	$\pm .1\% + .05 \Omega$

## Derating Curve



WW Series resistors have an operating temperature of  $-55^{\circ}\text{C}$  to  $+350^{\circ}\text{C}$ . They must be derated for use at high ambient temperatures as shown above. Resistors with characteristic V are available in 3%, 5% and 10% only.