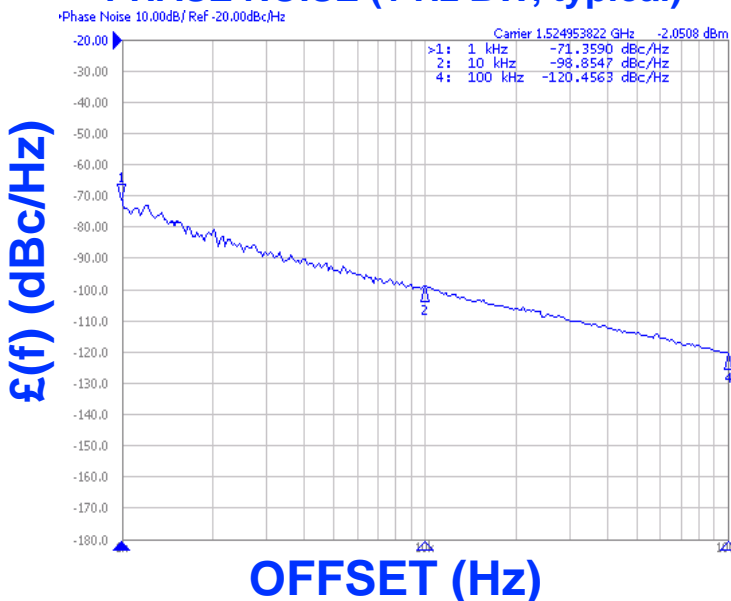




PHASE NOISE (1 Hz BW, typical)



FEATURES

- Frequency Range: 1000 - 2050 MHz
- Tuning Voltage: 1 - 16 Vdc
- MINI-14S - Style Package

APPLICATIONS

- Satellite Communications
- Test Instrumentation
- Earthstations

PERFORMANCE SPECIFICATIONS

	VALUE	UNITS
Oscillation Frequency Range	1000 - 2050	MHz
Phase Noise @ 10 kHz offset (1 Hz BW, typ.)	-98	dBc/Hz
Harmonic Suppression (2nd, typ.)	-5	dBc
Tuning Voltage	1 - 16	Vdc
Tuning Sensitivity (avg.)	85	MHz/V
Power Output	4.5±3.5	dBm
Load Impedance	50	Ω
Input Capacitance (max.)	100	pF
Pushing	<1	MHz/V
Pulling (14dB Return Loss, Any Phase)	<6	MHz
Operating Temperature Range	-40 to 80	°C
Package Style	MINI-14S	

POWER SUPPLY REQUIREMENTS

Supply Voltage (Vcc, nom.)	10	Vdc
Supply Current (Icc, typ.)	15	mA

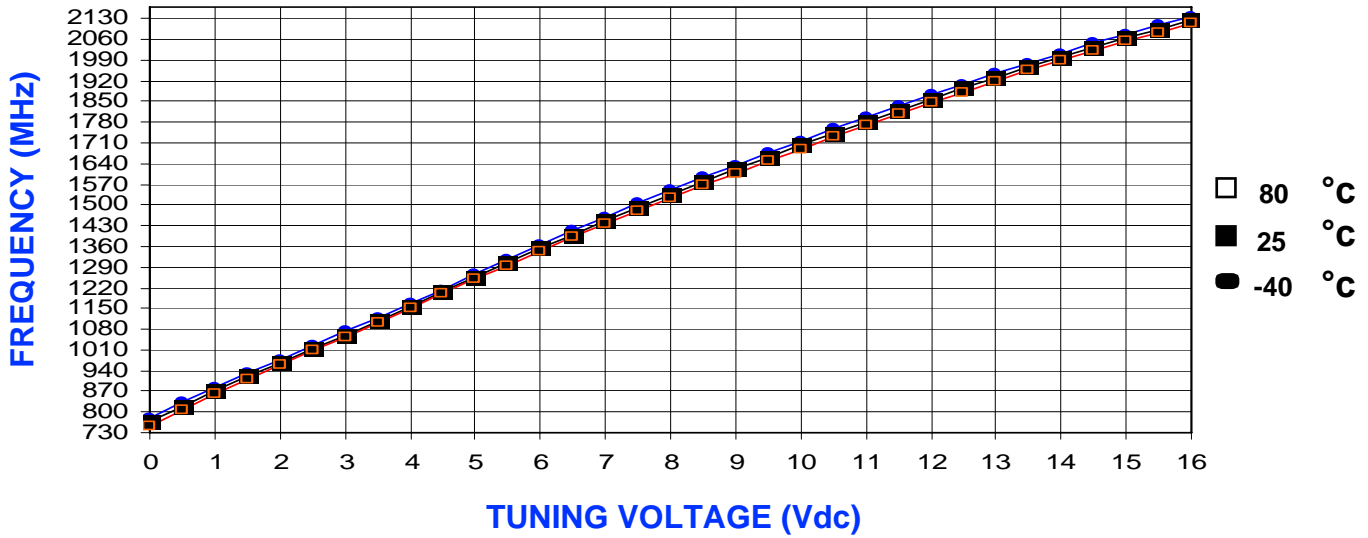
All specifications are typical unless otherwise noted and subject to change without notice.

APPLICATION NOTES

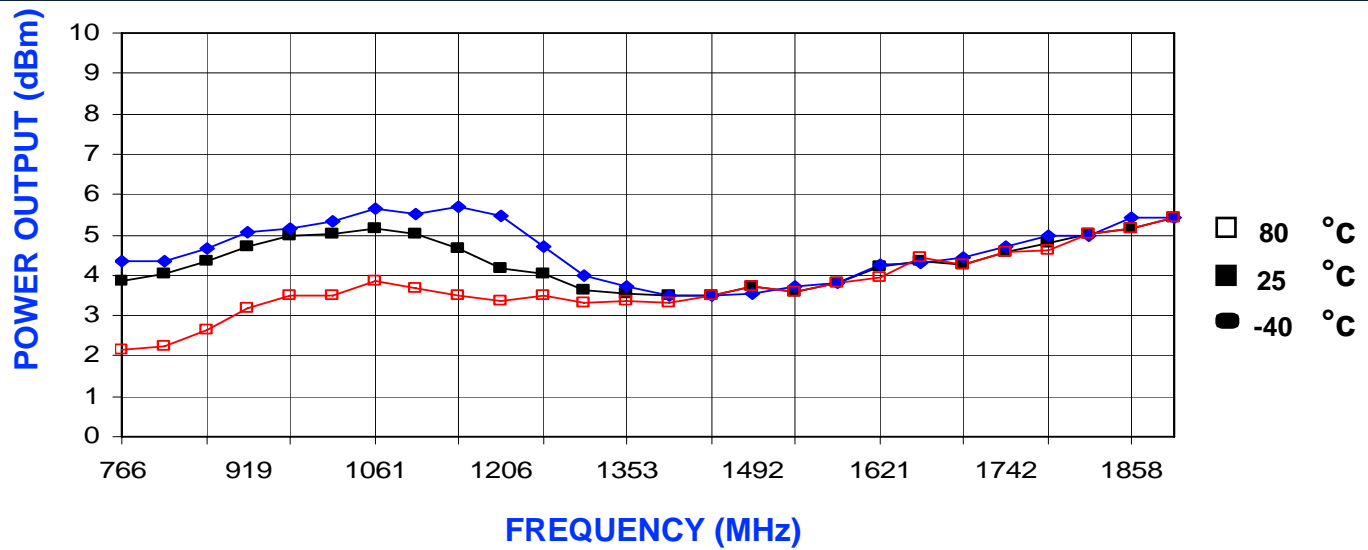
- AN-100/1 : Mounting and Grounding of VCOs
- AN-102 : Proper Output Loading of VCOs
- AN-107 : How to Solder Z-COMM VCOs

NOTES:

TUNING CURVE, typ.



POWER CURVE, typ.



PHYSICAL DIMENSIONS

