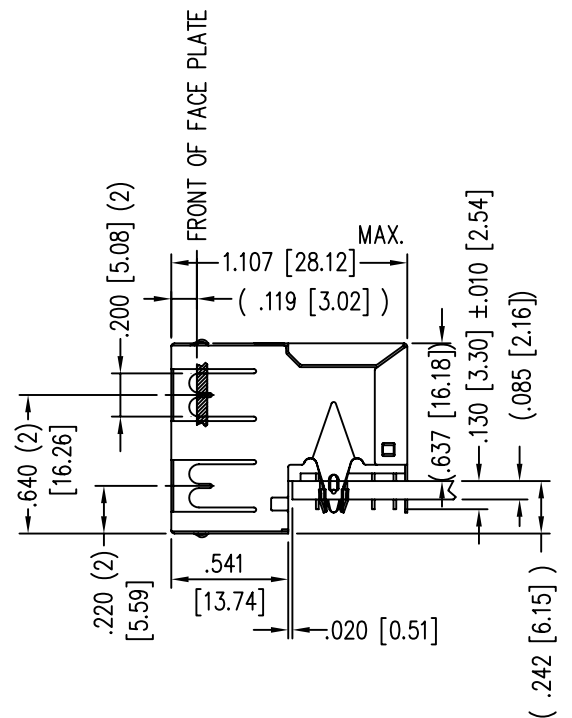
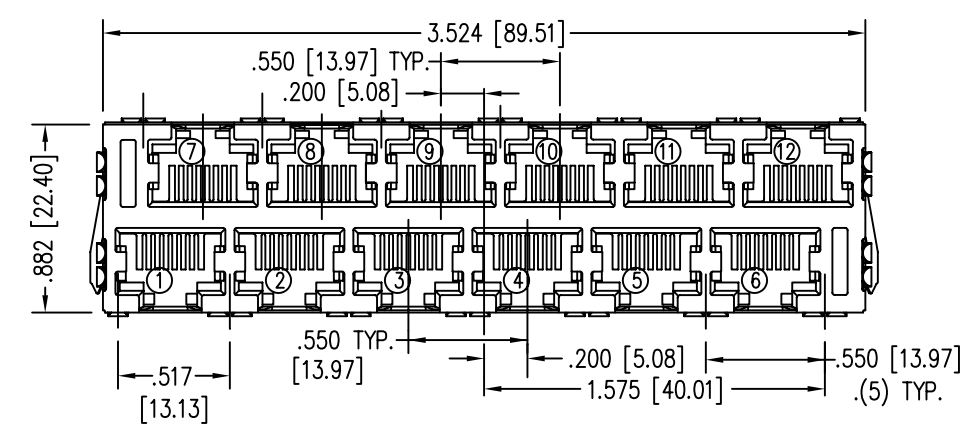
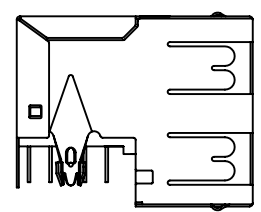
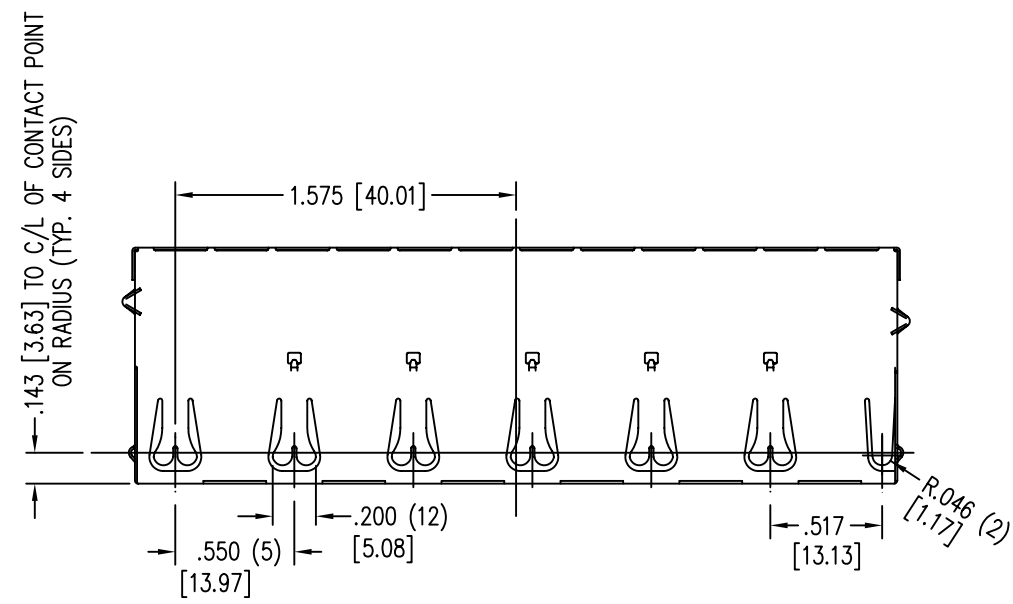


DATE	REV	ECN	APP'D. BY
2/3/06	C2	7458	JM
4/11/06	C3	7581	JM



- NOTES:
- CONNECTOR MATERIALS:
HOUSING: THERMOPLASTIC UL94 V-0
CONTACTS/SHIELD: COPPER ALLOY
SHIELD PLATING: NICKEL OR TIN
CONTACT PLATING: SELECTIVE GOLD IN CONTACT AREA
SEE CHART FOR PART NUMBER
 - FOR PRODUCT SPECIFICATIONS SEE PR022-01.
 - TOLERANCES COMPLY WITH F.C.C. DIMENSION REQUIREMENTS.
 - THE SUGGESTED PANEL OPENING IS INTENDED TO GIVE USER THE ABILITY TO HAVE REASONABLE JACK/PANEL CLEARANCES, YET MAINTAIN GROUNDING CAPABILITY. THESE VARIABLES CAN BE ADJUSTED IN EITHER DIRECTION BUT MAY CARRY SOME CONSEQUENCES IN THE FORM OF LOWER MATING FORCES OR TIGHTER ASSEMBLY TOLERANCES.
 - DESIGNED FOR CATEGORY 5/5e APPLICATIONS

50 MICRO-INCHES [1.27um]	SS-73500-001
CONTACT PLATING IN MATING AREA	PART NUMBER


THIRD ANGLE PROJECTION

DO NOT SCALE DRAWING
DRAWING IS SUBJECT TO CHANGE WITHOUT NOTICE

DIMENSIONS: INCHES [METRIC]

UNLESS OTHERWISE SPECIFIED
TOLERANCES ARE ±.005 [0.13]
ANGLES ARE ± 1°

SHEET NO. 1 OF 2



Bel Stewart Connector

11118 Susquehanna Trail South
Glen Rock, PA 17327-9199
(717) 235-7512 Fax: (717) 235-7954 <http://www.stewartconnector.com>

TITLE: 12 PORT, 6 OVER 6 SHIELDED CAT5 COMPRESSOR STACK JACK DEPRESSED PLUG TAB VERSION

DRN BY: JAF	DATE: 5-4-99
APPD BY: RC	DATE: 5-4-99
DWG NO. CT730053	REV. C3

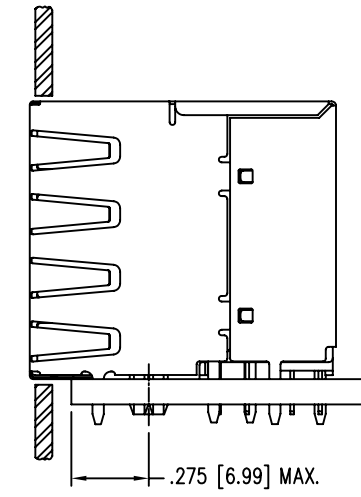
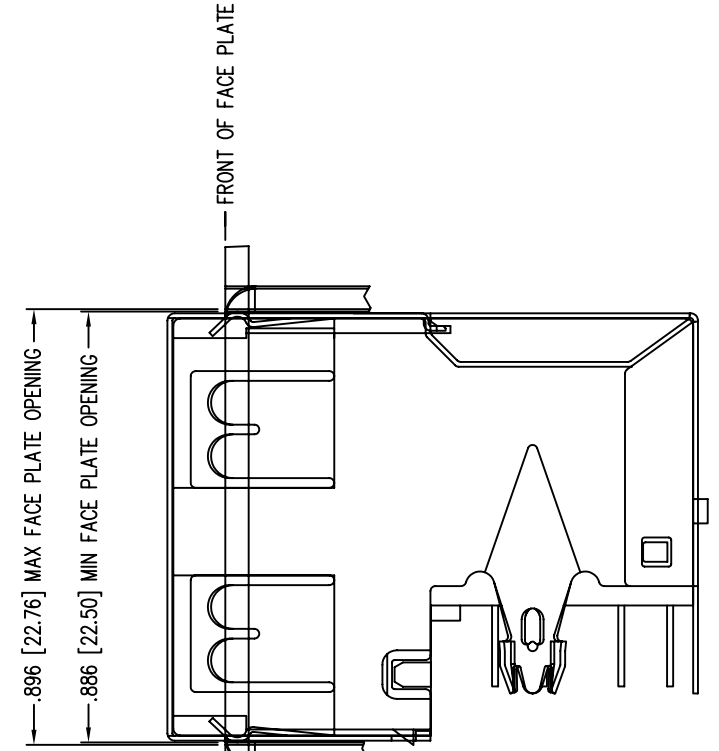
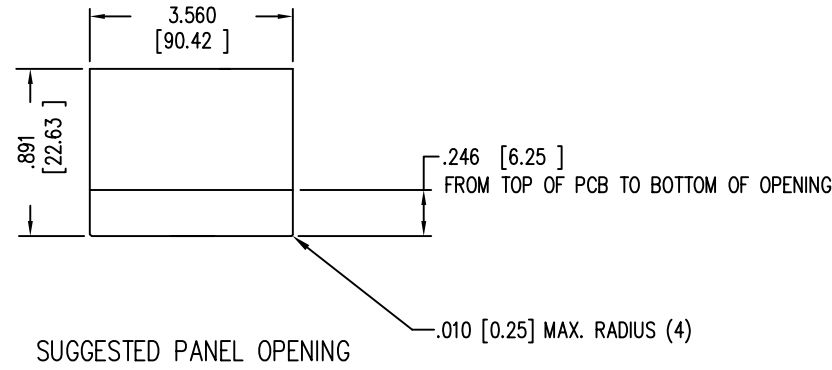
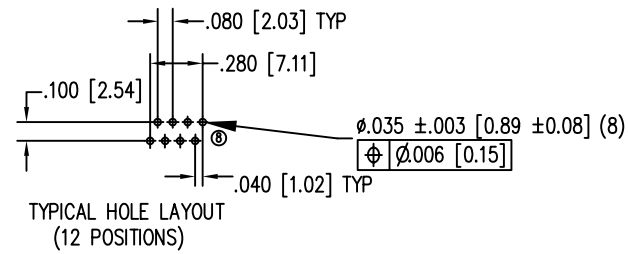
B

B

A

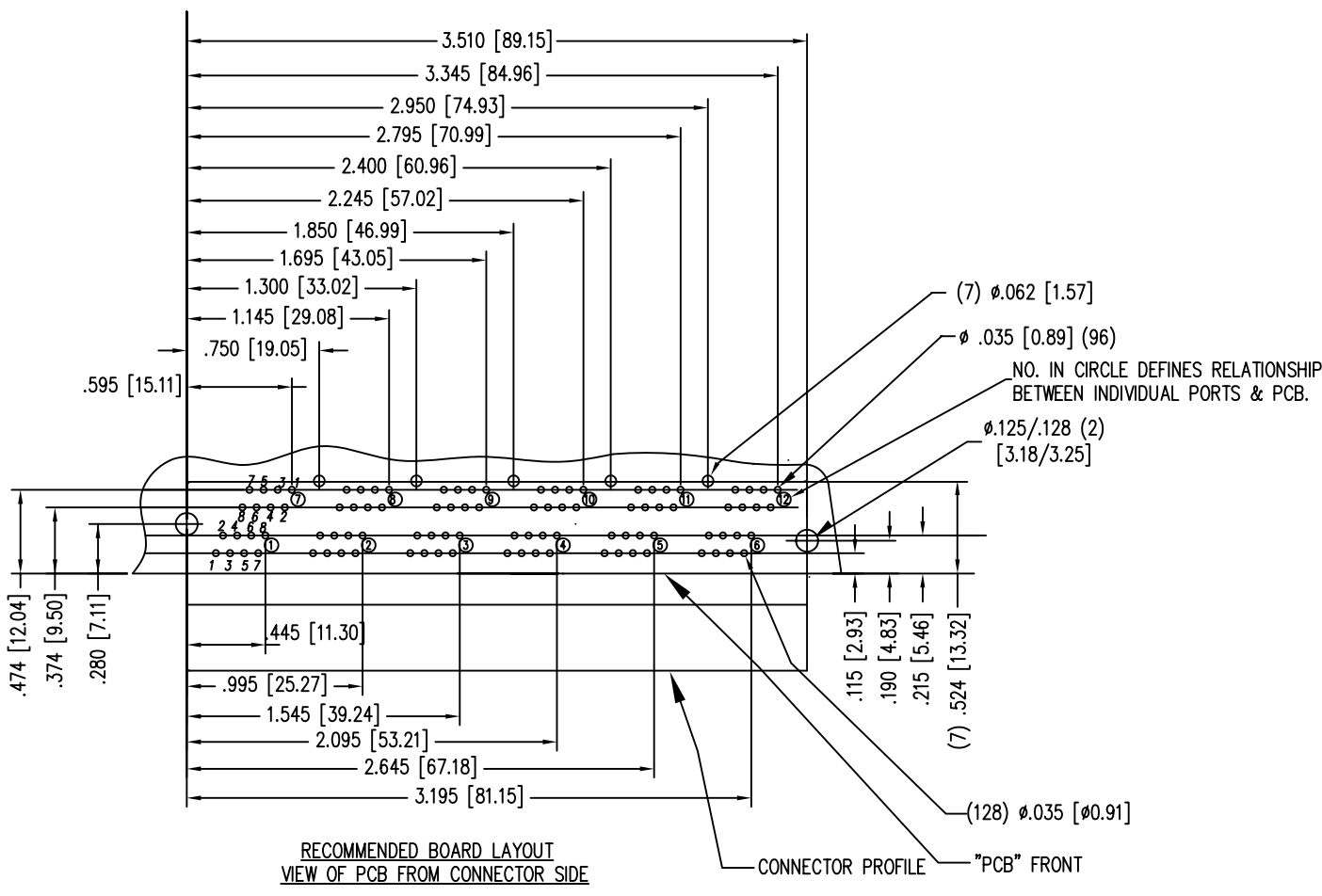
A

REV. 6/3/05



VIEW SHOWING MAX GROUNDING TAB DEFLECTION TO MIN. FACE PLATE OPENING

THE SUGGESTED PANEL OPENING IS INTENDED TO GIVE THE USER THE ABILITY TO HAVE REASONABLE JACK / PANEL CLEARANCES YET MAINTAIN RELIABLE GROUNDING CAPABILITY. THESE VARIABLES CAN BE ADJUSTED IN EITHER DIRECTION BUT MAY CARRY SOME CONSEQUENCES IN THE FORM OF LOWER MATING FORCES OR TIGHTER ASSEMBLY TOLERANCES. FORCE VALUES ON THE GRAPH ARE GENERAL AVERAGES TAKEN AT THE POINT OF CONTACT WITH FACE PLATE.



B

B

A

A

REV. 6/3/05

THIRD ANGLE PROJECTION		Bel Stewart Connector	
DO NOT SCALE DRAWING DRAWING IS SUBJECT TO CHANGE WITHOUT NOTICE		11118 Susquehanna Trail South Glen Rock, PA 17327-9199 (717) 235-7512 Fax: (717) 235-7954 http://www.stewartconnector.com	
DIMENSIONS: INCHES [METRIC]		TITLE: 12 PORT, 6 OVER 6 SHIELDED CAT5 COMPRESSOR STACK JACK DEPRESSED PLUG TAB VERSION	
UNLESS OTHERWISE SPECIFIED TOLERANCES ARE $\pm 0.005 [0.13]$ ANGLES ARE $\pm 1^\circ$		DRN BY: JAF	DATE 5-4-99
SHEET NO. 2 OF 2		APPD BY: RC	DATE 5-4-99
		DWG NO. CT730053	REV. C3

