

VDSL Splitter Protection Module

APC77131



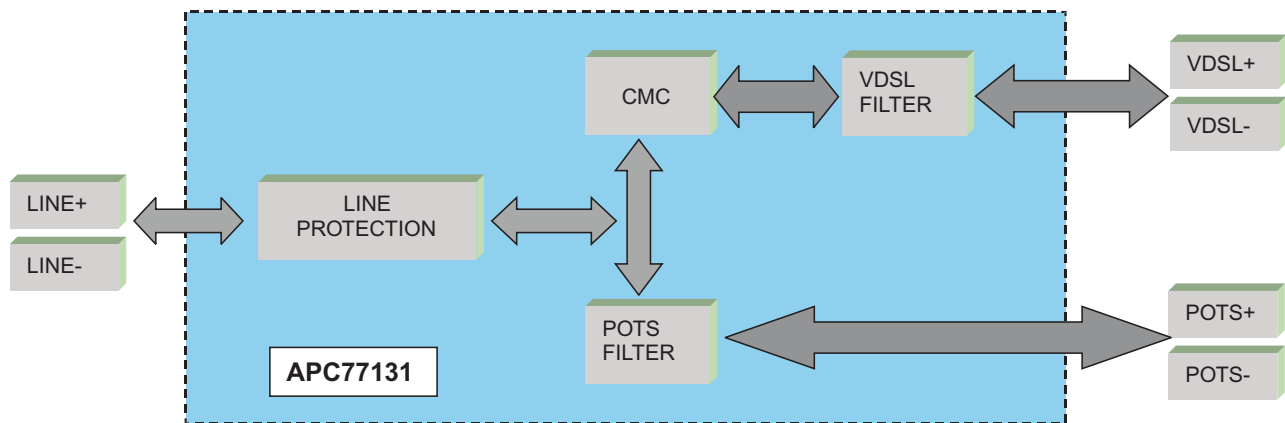
FEATURES

- Designed for Broadcom BCM6315 and BCM6020 chipset
- Includes Line Protection (voltage and current) / VDSL filter / POTS Splitter functions
- Minimum surface mount footprint for increased line card density

ELECTRICAL SPECIFICATIONS@25°C

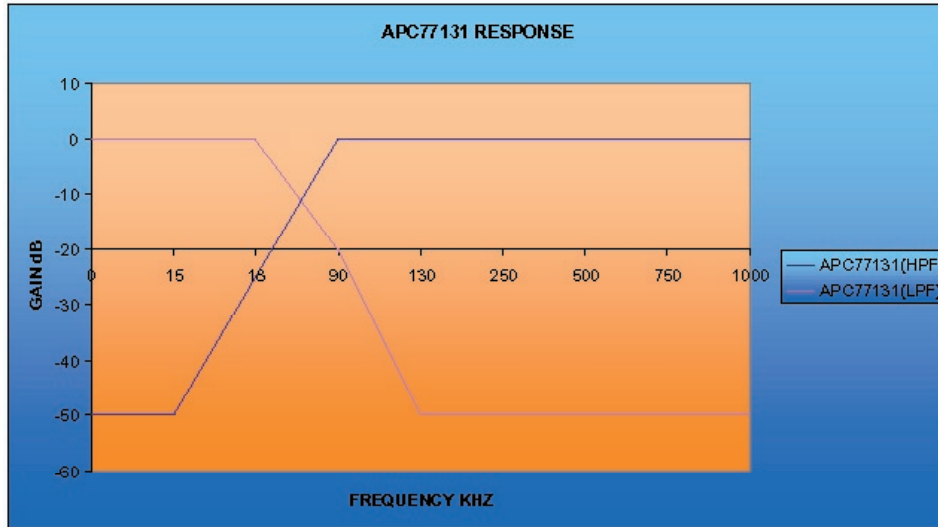
Description	Passband Freq	Stopband Freq	Attenuation min	Impedance
POTS LPF	DC to 18 KHz	130 KHz >	50dB	600R
VDSL HPF	90 KHz >	DC to 15 KHz	50dB	100R

BLOCK DIAGRAM

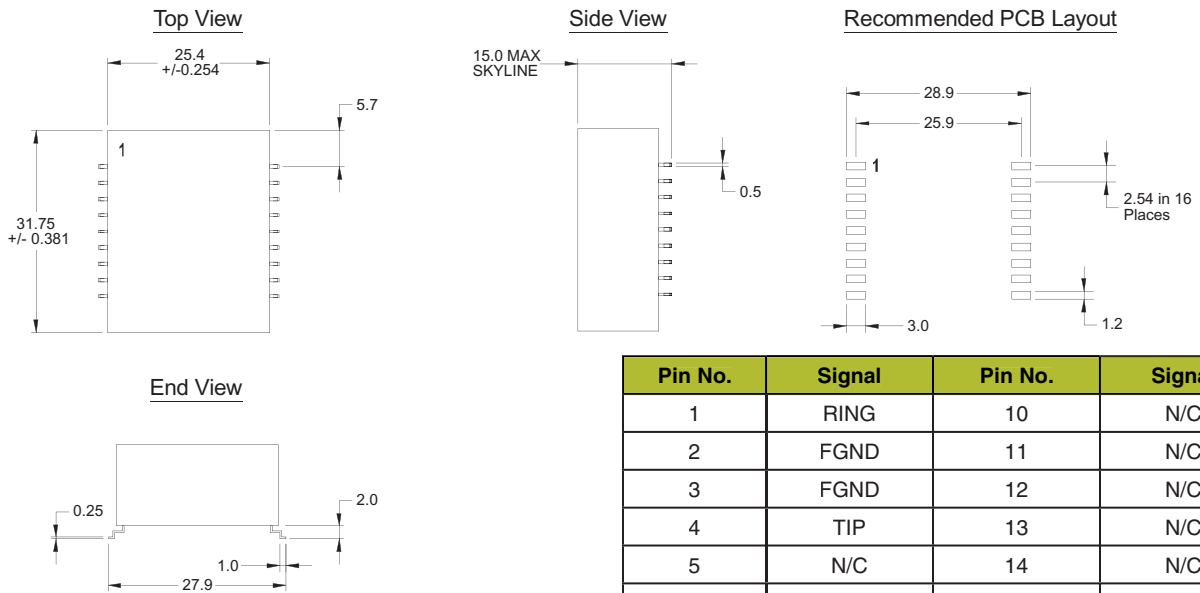


VDSL Splitter Protection Module APC77131

FREQUENCY ALLOCATION



MECHANICAL



Pin No.	Signal	Pin No.	Signal
1	RING	10	N/C
2	FGND	11	N/C
3	FGND	12	N/C
4	TIP	13	N/C
5	N/C	14	N/C
6	POTS P	15	N/C
7	N/C	16	VDSL N
8	N/C	17	N/C
9	POTS N	18	VDSL P

©2003 Bel Fuse Inc. Specifications subject to change without notice. 05.20.03

CORPORATE

Bel Fuse Inc.
206 Van Vorst Street
Jersey City, NJ 07302
Tel 201-432-0463
Fax 201-432-9542
www.belfuse.com

FAR EAST

Bel Fuse Ltd.
8F / 8 Luk Hop Street
San Po Kong
Kowloon, Hong Kong
Tel 852-2328-5515
Fax 852-2352-3706
www.belfuse.com

EUROPE

Bel Stewart Connector
45/46 Riverside
Medway City Estate
Rochester, Kent ME2 4DP U.K.
Tel 44-1634-722890
Fax 44-1634-716677
www.belfuse.com