

- Designed to comply with the requirements of GR1089, UL1950, EN60950, BABT and CSA950 to provide a supplementary insulation barrier with a working voltage of 250V
- Minimum interwinding breakdown voltage of 1500 Vrms
- Operating and storage temperature range: -40° to +85° C
- Meets IEC 695, 2-2 flammability requirements
- PWB Process Capability: standard printed wiring board assembly techniques, total-immersion cleaning
- Reliability testing: shock, vibration, temperature cycling, temperature - humidity - bias

ELECTRICAL SPECIFICATIONS AT 25° C

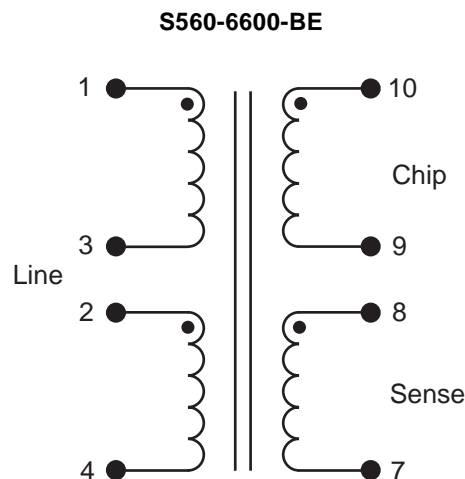
Part Number	Turns Ratio ±2%	Turns Ratio ±2%	Inductance ¹ mH ±6%	Leakage Inductance µH max	DCR Ω max			Interwinding Capacitance ² pF max
	Chip : Line	Chip : Sense	Line Side	Line Side	Chip Side	Line Side	Sense Side	Chip : Line
S560-6600-BE	1 : 3.2	1 : 1	3	20	0.85	4.4	1.6	60

All measurements are made with pins 2 and 3 connected and pins 9 and 7 connected

1. Inductance measured at 10 kHz, 0.1 Vac

2. Interwinding capacitance measured at 10 kHz, 0.1 Vac

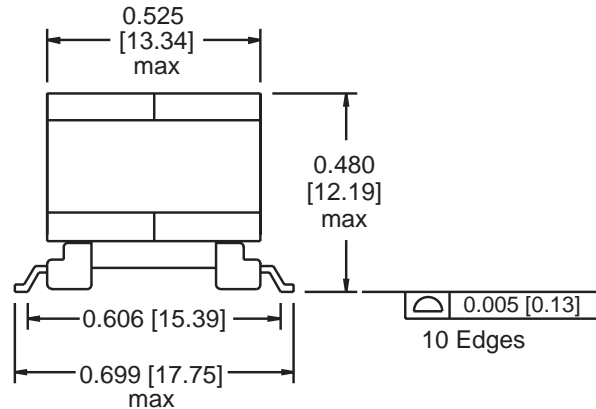
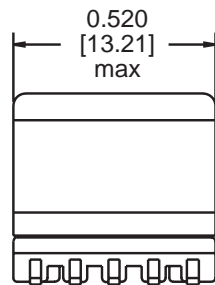
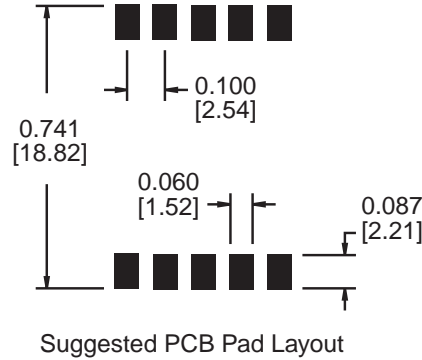
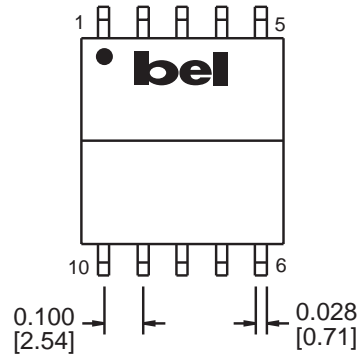
SCHEMATIC



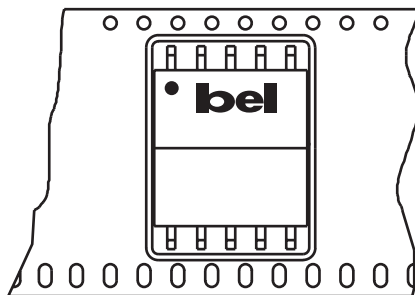
TM01387

MECHANICAL

S560-6600-BE



Dimensions are in inches [millimeters].
Standard dimension tolerance is ± 0.005 [0.13] unless otherwise noted.



Orientation of Component Inside Pocket

Tape and Reel Packaging

32 mm wide by 24 mm pitch; 13 inch OD, 4 inch ID
200 components per reel, maximum
Meets ANSI/EIA 481-2 Carrier Tape Standards

©2001 Bel Fuse Inc. Specifications subject to change without notice. 10.01

CORPORATE

Bel Fuse Inc.
206 Van Vorst Street
Jersey City, NJ 07302
Tel 201-432-0463
Fax 201-432-9542
www.belfuse.com

FAR EAST

Bel Fuse Ltd.
8F / 8 Luk Hop Street
San Po Kong
Kowloon, Hong Kong
Tel 852-2328-5515
Fax 852-2352-3706
www.belfuse.com

EUROPE

Bel Fuse Europe Ltd.
Preston Technology Management Centre
Marsh Lane, Suite G7, Preston
Lancashire, PR1 8UD, U.K.
Tel 44-1772-556601
Fax 44-1772-888366
www.belfuse.com