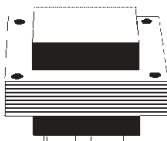
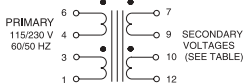
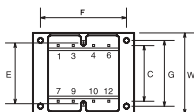
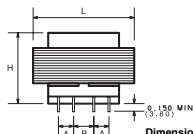


INTERNATIONAL SERIES Power Transformers for printed circuit mounting.

- Six sizes: 2.5, 5, 10, 20, 30, 56 VA ratings.
- Dual bobbins for increased dielectric strength (4000V RMS).
- 115/230 volts, 47/63 Hz primary windings.
- CSA listed (LR 47366) and U.L. recognized (E100878).
- Exceeds VDE, BSI and IEC requirements.



MECHANICAL



Dimensions, inches (mm)

PINS P/N	DIMENSIONS			PIN SPACINGS			MOUNTING INFORMATION			PINS square	
	L	W	H	A	B	C	E	F	G		screws
4711	1.63 (41.3)	1.32 (33.3)	1.13 (28.6)	0.20 (5.1)	0.250 (6.4)	1.00 (25.4)	1.063 (27.0)	—	—	2 X #4 (2 X M3)	0.025 (0.64)
4712	1.63 (41.3)	1.32 (33.3)	1.38 (34.9)	0.20 (5.1)	0.205 (10.2)	1.00 (25.4)	1.063 (27.0)	—	—	2 X #4 (2 X M3)	0.025 (0.64)
4713	1.88 (47.6)	1.57 (39.7)	1.38 (34.9)	0.20 (5.1)	0.400 (10.2)	1.14 (29.0)	1.250 (31.8)	—	—	2 X #4 (2 X M3)	0.036 (0.91)
4714	2.25 (57.1)	1.88 (47.6)	1.63 (41.3)	0.40 (10.2)	0.400 (10.2)	1.46 (37.1)	1.500 (38.1)	—	—	2 X #4 (2 X M3)	0.036 (0.91)
4715	2.63 (66.7)	2.19 (55.6)	1.57 (39.7)	0.55 (14)	0.275 (7.0)	1.68 (42.7)	—	2.19 (55.6)	1.75 (44.5)	4 X #6 (2 X M3)	0.045 (1.14)
4716	3.00 (76.2)	2.50 (63.5)	1.82 (46.0)	0.60 (15.2)	0.300 (7.6)	1.90 (48.3)	—	2.50 (63.5)	2.00 (50.8)	4 X #6 (2 X M3)	0.045 (1.14)

ELECTRICAL SPECIFICATION

Part No.	VA	Parallel		Series		Part No.	VA	Parallel		Series	
		Volts	Amps	Volts	Amps			Volts	Amps	Volts	Amps
4711-05	2.5	5	0.50	10	0.25	4714-05	20	5	4.0	10	2.00
4711-06	2.5	6.3	0.40	12.6	0.20	4714-06	20	6.3	3.20	12.6	1.60
4711-08	2.5	8	0.30	16	0.15	4714-08	20	8	2.50	16	1.25
4711-10	2.5	10	0.24	20	0.12	4714-10	20	10	2.00	20	1.00
4711-12	2.5	12	0.20	24	0.10	4714-12	20	12	1.66	24	0.83
4711-14	2.5	14	0.18	28	0.09	4714-14	20	14	1.44	28	0.72
4711-18	2.5	18	0.14	36	0.07	4714-18	20	18	1.12	36	0.56
4712-05	5	5	1.00	10	0.50	4715-05	30	5	6.00	10	3.00
4712-06	5	6.3	0.80	12.6	0.40	4715-06	30	6.3	4.80	12.6	2.40
4712-08	5	8	0.62	16	0.31	4715-08	30	8	3.80	16	1.90
4712-10	5	10	0.50	20	0.25	4715-10	30	10	3.00	20	1.50
4712-12	5	12	0.42	24	0.21	4715-12	30	12	2.50	24	1.25
4712-14	5	14	0.36	28	0.18	4715-14	30	14	2.12	28	1.06
4712-18	5	18	0.28	36	0.14	4715-18	30	18	1.64	36	0.82
4713-05	10	5	2.0	10	1.00	4716-05	56	5	11.20	10	5.60
4713-06	10	6.3	1.60	12.6	0.80	4716-06	56	6.3	8.80	12.6	4.40
4713-08	10	8	1.25	16	0.62	4716-08	56	8	7.00	16	3.50
4713-10	10	10	1.00	20	0.50	4716-10	56	10	5.60	20	2.80
4713-12	10	12	0.84	24	0.42	4716-12	56	12	4.66	24	2.33
4713-14	10	14	0.72	28	0.36	4716-14	56	14	4.00	28	2.00
4713-18	10	18	0.56	36	0.28	4716-18	56	18	3.12	36	1.56

REV. E INTXFMPLUB 95/07/04