

ELECTRICAL SPECIFICATIONS:

- 1.0 TURNS RATIO:  $(P6-P5-P4) : (J6-J3)$  : 1CT : 1  $\pm$ 3%  
 $(P3-P2-P1) : (J2-J1)$  : 1CT : 2  $\pm$ 3%
- 2.0 INDUCTANCE:  $(P4-P6)$  : 98uH MIN. @ 0.01V, 10KHz , ROOM TEMPERATURE  
 $(P1-P3)$  : 18uH MIN. @ 0.01V, 10KHz , ROOM TEMPERATURE
- 3.0 LEAKAGE INDUCTANCE: P4-P6 (WITH J6 AND J3 SHORT) : 0.3uH MAX. @ 1MHz  
P1-P3 (WITH J2 AND J1 SHORT) : 0.08uH MAX. @ 1MHz
- 4.0 INTERWINDING CAPACITANCE:  $(P4,P6)$  TO  $(J6,J3)$  : 8pf MAX @ 1MHz  
 $(P1,P3)$  TO  $(J2,J1)$  : 6pf MAX. @ 1MHz
- 5.0 DC RESISTANCE:  $(J6-J3)=(J2-J1)$  : 0.7 ohms Max.  
 $(J4-J5)=(J5-J6)$  : 0.3 ohms Max.  
 $(P1-P2)=(P2-P3)$  : 0.3 ohms Max.
- 6.0 DIELECTRIC WITHSTAND:  $(P4,P6)$  TO  $(J6,J3)$  : 1500VAC  
 $(P1,P2)$  TO  $(J2,J1)$  : 1500VAC

NOTES

1.0 PINS WITHOUT ELECTRICAL CONNECTION ARE OMITTED.

Bel Stewart Connector  
11118 Susquehanna Trail, South  
Glen Rock, Pa 17327-9199  
717.234.7512

**MagJack**

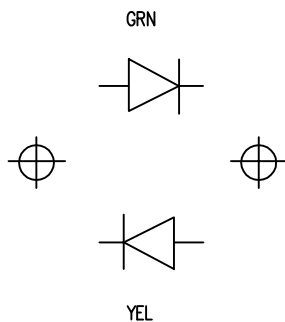
<http://www.stewartconnector.com>

THIS DRAWING AND THE SUBJECT MATTER SHOWN THEREON ARE CONFIDENTIAL AND PROPERTY OF BEL STEWART CONNECTOR AND SHALL NOT BE REPRODUCED, COPIED, OR USED IN ANY MANNER WITHOUT PRIOR WRITTEN CONTENT OF BEL STEWART CONNECTOR. THE SUBJECT MATTER MAY BE PATENTED OR A PATENT MAY BE PENDING.

SHEET  
1 OF 3

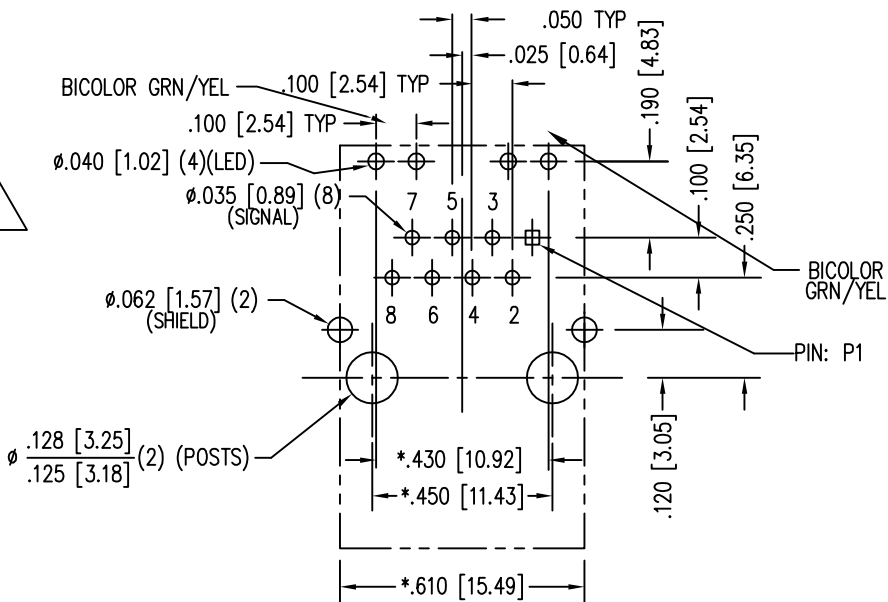
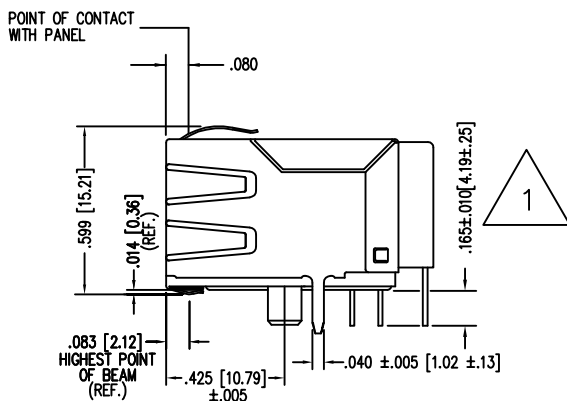
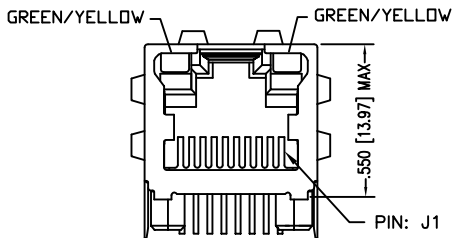
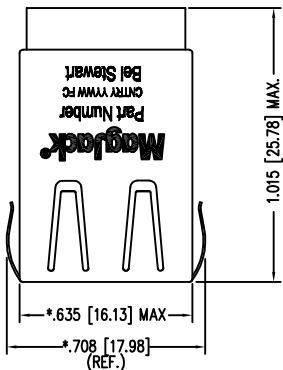
DRAWING NO. SI-50145 REV. 01

BICOLOR LED POLARITY



STANDARD LED	WAVELENGTH	* Forward V (MAX)	(TYP)
YELLOW	590 nm	2.5 V	2.1 V
GREEN	565 nm	2.5 V	2.2 V

\* WITH A FORWARD CURRENT OF 20 mA



P.C.B. RECOMMENDED HOLE LAYOUT  
 SEEN FROM COMPONENT SIDE  
 TOLERANCE ±.003 [0.08] UNLESS OTHERWISE SPECIFIED

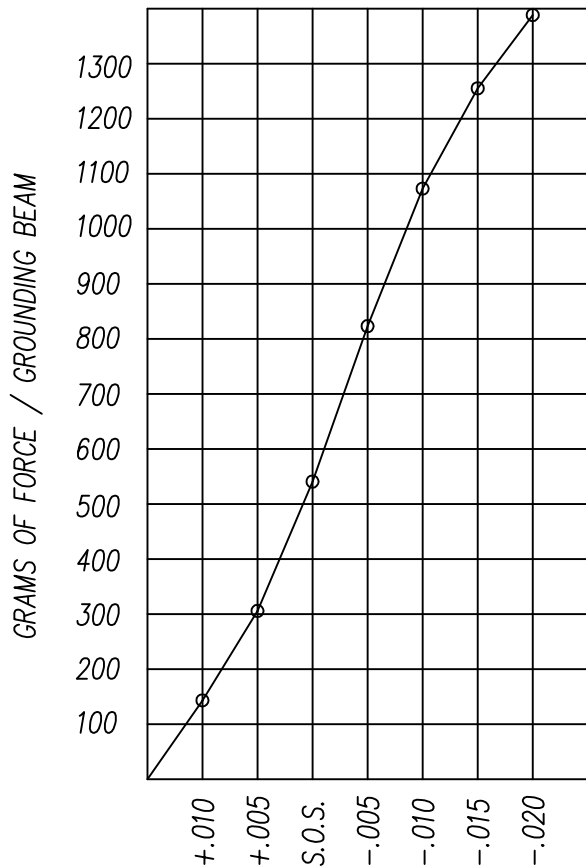
- NOTES:
- TOLERANCES COMPLY WITH F.C.C. DIMENSION REQUIREMENTS
  - DIMENSIONS SHOWN WITH "\*" TO BE CENTRAL ABOUT CENTER LINE
  - DIMENSIONS SHOWN ARE SUBJECT TO CHANGE WITHOUT NOTICE.
  - PIN NOT ELECTRICALLY CONNECTED MAYBE OMITTED. SEE ELECTRICAL DRAWING FOR OMITTED PINS.
  - STANDARD 50 MICRO-INCH SELECTIVE GOLD PLATING
  - REFLOW SOLDER COMPATABLE -230°C/90 SEC. MAX.
  - ALL POLYMERS FLAMMABILITY - UL94V0

1 NOTE: LEAD LENGTH  
 CT750006

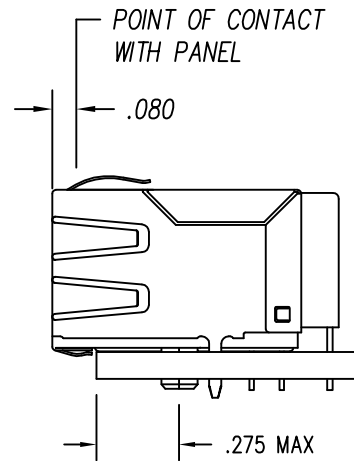
Bel Stewart Connector  
 11118 Susquehanna Trail, South  
 Glen Rock, Pa 17327-9199  
 717.234.7512  
**MagJack**  
<http://www.stewartconnector.com>

THIS DRAWING AND THE SUBJECT MATTER SHOWN THEREON ARE CONFIDENTIAL AND PROPERTY OF BEL STEWART CONNECTOR AND SHALL NOT BE REPRODUCED, COPIED, OR USED IN ANY MANNER WITHOUT PRIOR WRITTEN CONTENT OF BEL STEWART CONNECTOR. THE SUBJECT MATTER MAY BE PATENTED OR A PATENT MAY BE PENDING.

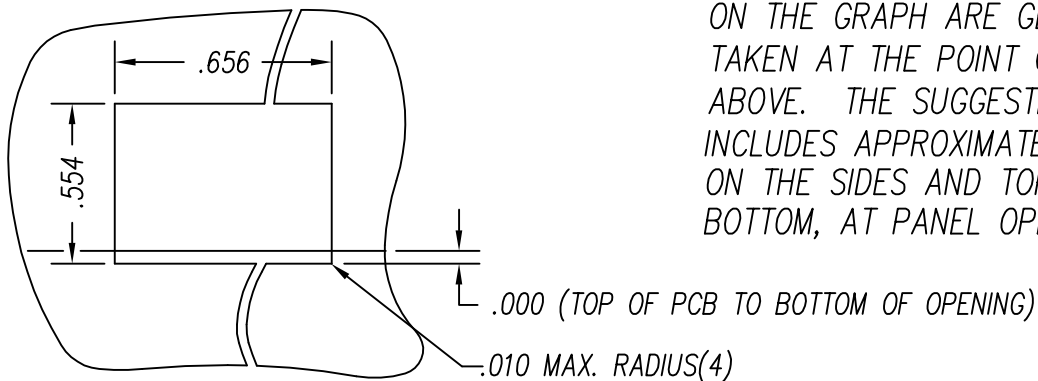
SHEET 2 OF 3 DRAWING NO. SI-50145 REV. 02



PANEL GROUNDING BEAM DEFLECTION  
S.O.S. = SUGGESTED OPENING SIZE



THE SUGGESTED PANEL OPENING IS INTENDED TO GIVE THE USER THE ABILITY TO HAVE REASONABLE JACK / PANEL CLEARANCES YET MAINTAIN RELIABLE GROUNDING CAPABILITY. THESE VARIABLES CAN BE ADJUSTED IN EITHER DIRECTION BUT MAY CARRY SOME CONSEQUENCES IN THE FORM OF LOWER MATING FORCES OR TIGHTER ASSEMBLY TOLERANCES. FORCE VALUES ON THE GRAPH ARE GENERAL AVERAGES TAKEN AT THE POINT OF CONTACT SHOWN ABOVE. THE SUGGESTED PANEL OPENING INCLUDES APPROXIMATELY .020 CLEARANCE ON THE SIDES AND TOP AND .013 ON THE BOTTOM, AT PANEL OPENING.



SUGGESTED PANEL OPENING

CT720034X1/24-001302

Bel Stewart Connector  
11118 Susquehanna Trail, South  
Glen Rock, Pa 17327-9199  
717.234.7512

**MagJack**

<http://www.stewartconnector.com>

THIS DRAWING AND THE SUBJECT MATTER SHOWN THEREON ARE CONFIDENTIAL AND PROPERTY OF BEL STEWART CONNECTOR AND SHALL NOT BE REPRODUCED, COPIED, OR USED IN ANY MANNER WITHOUT PRIOR WRITTEN CONTENT OF BEL STEWART CONNECTOR. THE SUBJECT MATTER MAY BE PATENTED OR A PATENT MAY BE PENDING.

SHEET  
3 OF 3

DRAWING NO.

SI-50145 REV. 02