

NON-ISOLATED DC/DC CONVERTERS


8.3 V-14 V Input 0.75 V-5.0 V/16 A Output

bel
POWER PRODUCTS

SRBC-16A1Ax Series

RoHS Compliant

- Non-Isolated
- High Efficiency
- High Power Density
- Excellent Thermal Performance
- Low Cost
- Flexible Output Voltage
- Able to Sink & Source Current
- Industrial Temperature Range
- Under-voltage Lockout (UVLO)
- Over Temperature Protection
- OCP/SCP
- Wide Input
- Wide Trim
- Remote On/Off
- Active Low/High (option)
- Remote Sense



Description

The Bel SRBC-16A1Ax modules are a series of non-isolated dc/dc converters that deliver up to 16 A of output current with full load efficiency of 92% at 3.3 V output. These modules provide precisely regulated voltage programmable via external resistor from 0.75 V to 5.0 V over a wide range of input voltage (8.4-14 V). The open-frame construction and small footprint enable designers to develop cost and space-efficient solutions. Standard features include remote On/Off, remote sense, over current protection, short current protection, and programmable output voltage.

Part Selection

Output Voltage	Input Voltage	Max. Output Current	Max. Output Power	Typical Efficiency	Model Number Active Low	Model Number Active High
0.75 V - 5.0 V	8.3 V -14 V	16 A	80 W	94%	SRBC-16A1AL	SRBC-16A1A0

Note: Add "G" suffix at the end of the model number to indicate Tray Packaging.

Absolute Maximum Ratings

Parameter	Min	Typ	Max	Notes
Input Voltage (continuous)	-0.3 V	-	15 V	
Output Enable Terminal Voltage	-0.3 V	-	15 V	
Ambient Temperature	-40 °C	-	85 °C	
Storage Temperature	-55 °C	-	125 °C	

Note: All specifications are typical at 25 °C unless otherwise stated.

NON-ISOLATED DC/DC CONVERTERS

8.3 V-14 V Input

0.75 V-5.0 V/16 A Output



Input Specifications

Parameter	Min	Typ	Max	Notes
Input Voltage Vo, set ≤ 3.63 V Vo, set > 3.63 V	8.3 V 8.3 V	12 V 12 V	14.0 V 13.2 V	
Input Current (full load)	-	-	11 A	This power module is not internally fused. An input line fuse must always be used.
Input Current (no load)	-	100 mA	-	
Remote Off Input Current	-	2 mA	-	
Input Reflected Ripple Current (pk-pk)	-	70 mA	200 mA	Tested with one 1000 uF/25 V AL input capacitor with ESR=0.03 ohm max and 6 × 47 uF/16 V tantalum capacitors with ESR=0.013 ohm max at 100 kHz, & simulated source impedance of 1000 nH, 5 Hz to 20 MHz.
Input Reflected Ripple Current (rms)	-	-	150 mA	
I ² t Inrush Current Transient	-	0.2 A ² s	0.4 A ² s	
Turn-on Voltage Threshold	-	8.0 V	-	
Turn-off Voltage Threshold	-	7.5 V	-	

Output Specifications

Parameter	Min	Typ	Max	Notes
Output Voltage Set Point	-2% Vo,set	-	2% Vo,set	Vin=12 V, full load
Load Regulation	-	0.1% Vo,set	-	Io=Io, min to Io, max
Line Regulation	-	0.1% Vo,set	-	Vin=Vin, min to Vin, max
Regulation Over Temperature (-40 °C to +85 °C)	-	0.3% Vo,set	-	Tref=Ta, min to Ta, max
Output Current	0 A	-	16 A	
Current Limit Threshold	-	180% Io,out	-	
Short Circuit Surge Transient	-	1 A ² s	3 A ² s	
Ripple and Noise (pk-pk)	-	75 mV	100 mV	Tested with 0-20 MHz, 10 uF tantalum capacitor & 1 uF TDK ceramic capacitor at the output
Ripple and Noise (rms)	-	30 mV	45 mV	
Turn on Time	-	6 mS	10 mS	
Overshoot at Turn on	-	-	1% Vo,set	
Output Capacitance ESR ≥ 10 mohm	0 uF	-	5000 uF	
Transient Response				
50% ~ 100% Max Load	Vo=0.75 V - 5.0 V	-	100 mV	di/dt=2.5 A/uS; Vin=12 V; and with 2 × 150 uF polymer capacitors at the output
Settling Time		-	50 uS	
100% ~ 50% Max Load		-	100 mV	
Settling Time		-	50 uS	

Note: All specifications are typical at nominal input, full load at 25 °C unless otherwise stated.

NON-ISOLATED DC/DC CONVERTERS

8.3 V-14 V Input 0.75 V-5.0 V/16 A Output

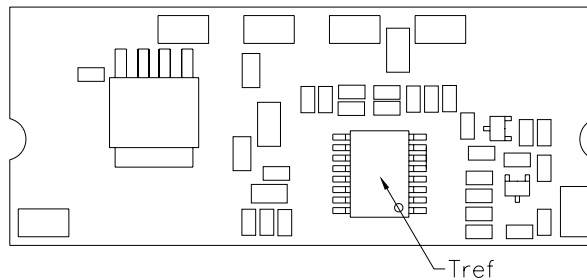


General Specifications

Parameter	Min	Typ	Max	Notes
Efficiency				Measured at $V_{in}=12\text{ V}$, full load
$V_o=5.0\text{ V}$	-	94%	-	
$V_o=3.3\text{ V}$	-	92%	-	
$V_o=2.5\text{ V}$	-	90%	-	
$V_o=1.8\text{ V}$	-	88%	-	
$V_o=1.5\text{ V}$	-	87%	-	
$V_o=1.2\text{ V}$	-	85%	-	
$V_o=0.75\text{ V}$	-	79%	-	
Switching Frequency	265 kHz	300 kHz	335 kHz	
Over Temperature Shutdown ¹	-	130 °C	-	
Output Trim Range (Wide Trim)	0.7525 V	-	5.0 V	
Remote Sense Compensation	-	-	0.5 V	
MTBF	2,666,488 hours			Calculated Per Bell Core SR-332 ($I_o = \text{Nominal}$; $T_a = 25\text{ °C}$)
Dimensions				
Inches (L × W × H)	1.30 × 0.53 × 0.315			
Millimeters (L × W × H)	33.02 × 13.46 × 8.00			
Weight	-	8 g	-	

Notes: All specifications are typical at 25 °C unless otherwise stated.

1. The Tref temperature measurement location:



Control Specifications

Parameter	Min	Typ	Max	Notes
Remote On/Off				
Signal Low (Unit Off)	-0.2 V	-	0.3 V	SRBC-16A1A0; Remote On/Off pin open, Unit on.
Signal High (Unit On)	-	-	$V_{in, \text{max}}$	
Signal Low (Unit On)	-0.2 V	-	0.3 V	SRBC-16A1AL; Remote On/Off pin open, Unit on.
Signal High (Unit Off)	2.5 V	-	$V_{in, \text{max}}$	

NON-ISOLATED DC/DC CONVERTERS

8.3 V-14 V Input

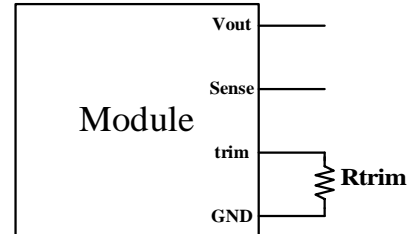
0.75 V-5.0 V/16 A Output



Output Trim Equations

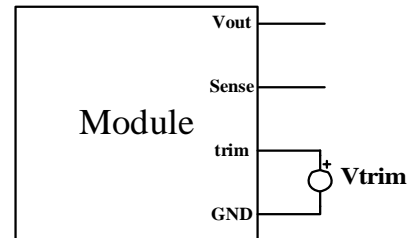
Equation for calculating the trim resistor (in Ω) given the desired adjusted voltage (V_{adj}) is shown below. The Trim Up resistor should be connected between the Trim pin and Ground.

$$R_{trim} = \frac{10500}{V_{adj} - 0.7525} - 1000$$

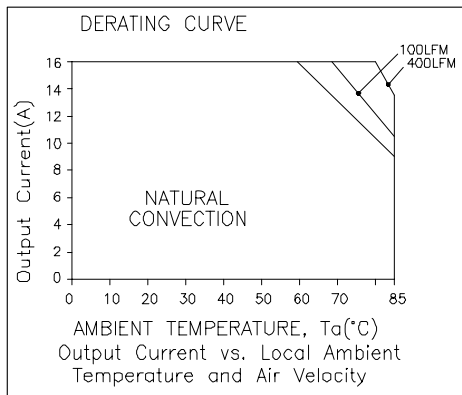


Equation for calculating the trim voltage (in V) given the desired adjusted voltage (V_{adj}) is shown below. The Trim Up voltage should be connected between the Trim pin and Ground.

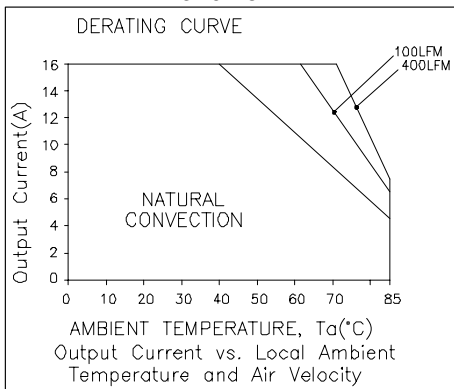
$$V_{trim} = 0.7 - 0.0667 \times (V_{adj} - 0.7525)$$



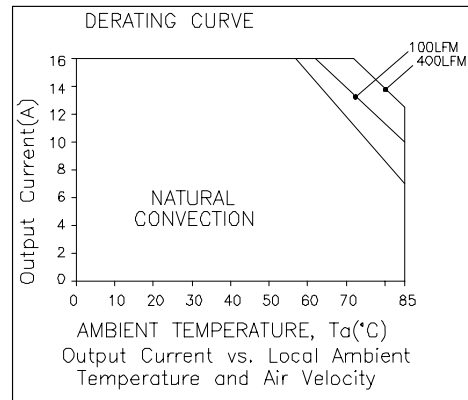
Thermal Derating Curves



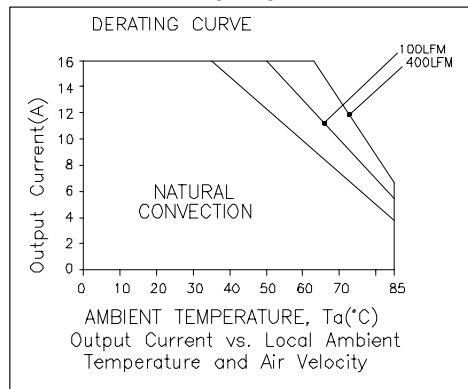
$V_o=0.75\text{ V}$



$V_o=3.3\text{ V}$



$V_o=1.8\text{ V}$



$V_o=5.0\text{ V}$

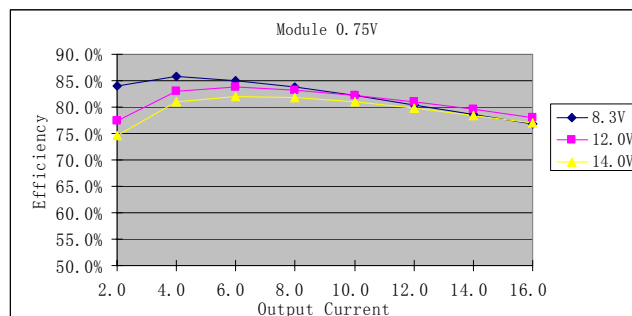
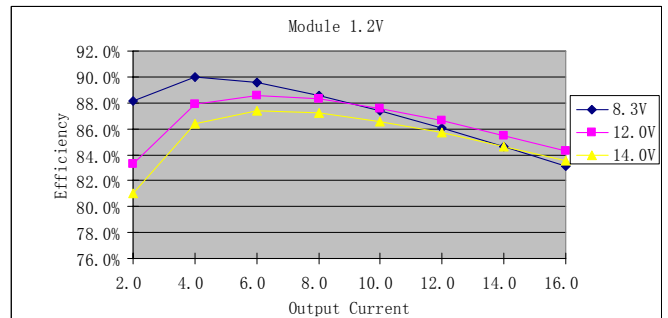
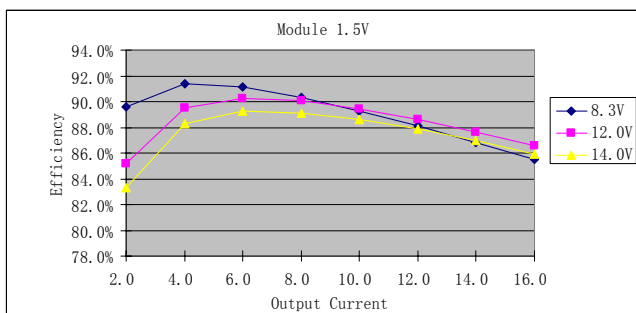
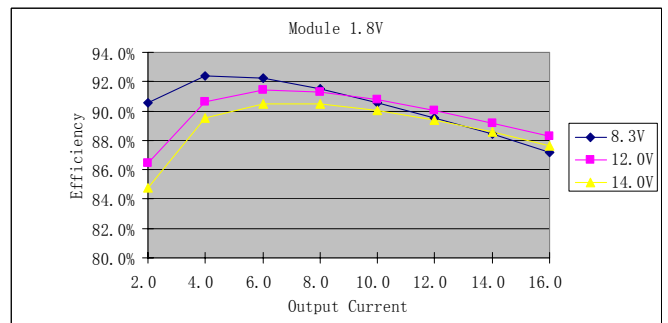
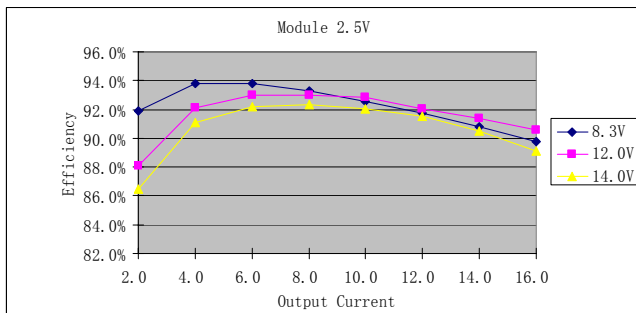
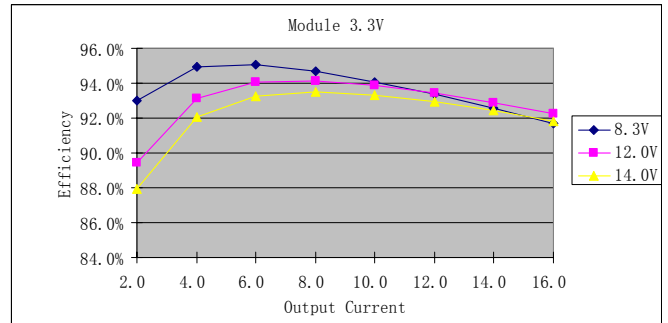
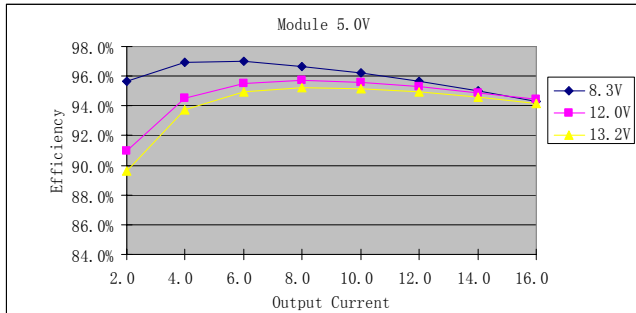
NON-ISOLATED DC/DC CONVERTERS

8.3 V-14 V Input

0.75 V-5.0 V/16 A Output



Efficiency Data



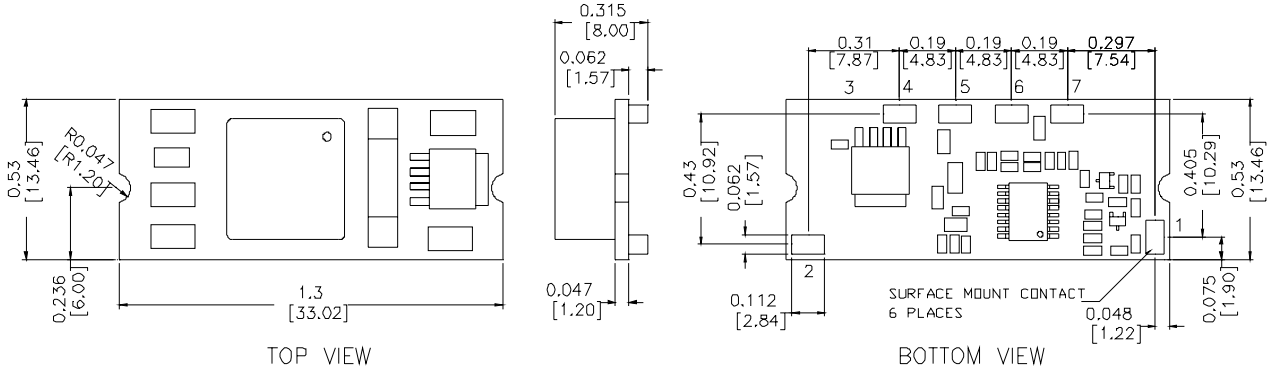
NON-ISOLATED DC/DC CONVERTERS

8.3 V-14 V Input

0.75 V-5.0 V/16 A Output



Mechanical Outline



Pin Connections

Pin	Function
1	Remote On/Off
2	Vin
3	N/A
4	Ground
5	Vout
6	Trim
7	Remote Sense

PAD SIZE:

MIN: 0.14" * 0.095" (3.56mm * 2.41mm)

MAX: 0.165" * 0.11" (4.19mm * 2.79mm)

RoHS Compliance

Complies with the European Directive 2002/95/EC, calling for the elimination of lead and other hazardous substances from electronic products.



©2005 Bel Fuse Inc. Specifications subject to change without notice. 120505

CORPORATE

Bel Fuse Inc.
206 Van Vorst Street
Jersey City, NJ 07302
Tel 201-432-0463
Fax 201-432-9542
www.belfuse.com

FAR EAST

Bel Fuse Ltd.
8F/ 8 Luk Hop Street
San Po Kong
Kowloon, Hong Kong
Tel 852-2328-5515
Fax 852-2352-3706
www.belfuse.com

EUROPE

Bel Fuse Europe Ltd.
Preston Technology Management Centre
Marsh Lane, Suite G7, Preston
Lancashire, PR1 8UD, U.K.
Tel 44-1772-556601
Fax 44-1772-888366
www.belfuse.com