

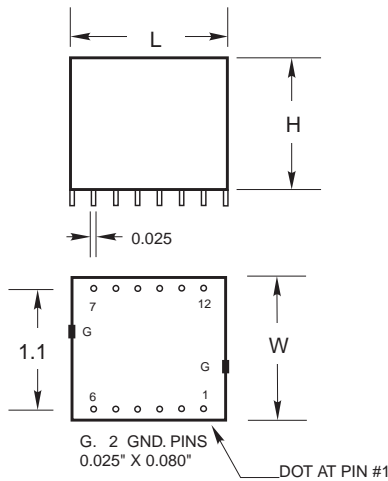
TEW5613 is specifically designed to be used as a Transmit transformer in test setups for testing Longitudinal Balance and Return Loss in Primary Rate and Basic Rate Circuits.

Features:

- Very low Leakage Inductance.
- Excellent balance.

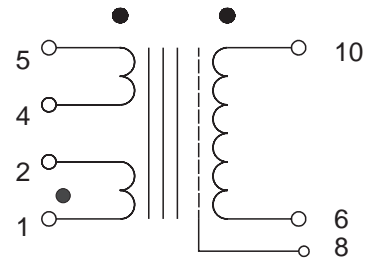
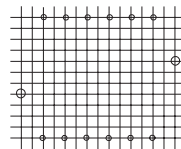


MECHANICAL



ALL DIMENSIONS ARE IN INCHES

DRILL PATTERN COMPONENT SIDE
2 HOLES DIA. 0.100"
12 HOLES DIA. 0.040"



Dimensions	
L	1.45" max.
W	1.30" max.
H	1.20" max.

5567.dhp

95/04/05

ISSUE:B

ELECTRICAL SPECIFICATIONS

TEW5613

Impedance	Pri.	(1-2)+(4-5)	135-900 Ω
	Sec.	(6-10)	135-900 Ω
Turns ratio		(1-2):(4-5):(6-10)	1 : 1 : 2
Inductance		(6-10)	> 650 mH
Leakage Inductance.		(6-10)	< 60 μH
Winding Resistance	Pri.	(1-2) & (4-5)	2.8 Ω
	Sec.	(6-10)	6.6 Ω
Frequency Response		200 Hz - 300 KHz	< 0.25 dB
Dielectric Strength			1000 Vrms