

## NON-ISOLATED DC/DC CONVERTERS

4.5 Vdc - 14 Vdc Input

0.75 Vdc - 3.63 Vdc/10 A Output


**bel**  
POWER PRODUCTS

VRBC-10E1Ax

RoHS Compliant

Rev.A

- Non-Isolated
- High Efficiency
- Fixed Frequency
- Remote Sense
- Low Cost
- Under-Voltage Lockout (UVLO)
- Over Temperature Shutdown
- Wide Input
- Wide trim
- OCP/SCP
- Remote On/Off
- Active Low/High (option)
- Industrial Temperature Range



### Description

The Bel VRBC-10E1Ax is part of the non-isolate dc/dc power converter series. The modules use a SIP package. These converters are available in a range of output voltages from 0.75 Vdc to 3.63 Vdc over a wide range of input voltage ( $V_{in} = 4.5 \text{ Vdc} - 14 \text{ Vdc}$ ). The efficiency is typically 94.3% at 3.3 Vdc output at 5.0 Vdc input at full load.

### Part Selection

Output Voltage	Input Voltage	Max. Output Current	Max. Output Power	Typical Efficiency	Model Number Active Low	Model Number Active High
0.75 V - 3.63 V	4.5 V - 14 V	10 A	36.3 W	94.3%	VRBC-10E1AL	VRBC-10E1A0

**Notes:** 1. Add "G" suffix at the end of the model number to indicate "Tray Packaging".

2. All part numbers above indicate RoHS 6. Change the second letter "R" to "7" for RoHS 5 part numbers.

### Absolute Maximum Ratings

Parameter	Min	Typ	Max	Notes
Input Voltage (continuous)	-0.3 V	-	15 V	
Output Enable Terminal Voltage	-0.3 V	-	15 V	
Ambient Temperature	-40 °C	-	85 °C	
Storage Temperature	-55 °C	-	125 °C	

**Note:** All specifications are typical at 25 °C unless otherwise stated.

### Input Specifications

Parameter	Min	Typ	Max	Notes
Input Voltage				
$V_{o,set} < 3.0 \text{ V}$	4.5 V	-	14 V	
$V_{o,set} \geq 3.0 \text{ V}$	$V_{o,set} + 1.5 \text{ V}$	-	14 V	
Input Current (full load)	-	-	8.6 A	An input line fuse must always be used.
Input Current (no load)	-	40 mA	-	
Remote Off Input Current	-	2 mA	-	
Input Reflected Ripple Current (pk-pk)	-	-	400 mA	Tested with one 1000 uF/25V AL input capacitor with ESR=0.03ohm max and 4 × 47 uF/16V Tantalum capacitors with ESR=0.013 ohm max at 100 kHz, & simulated source impedance of 1000nH, 5 Hz to 20MHz.
Input Reflected Ripple Current (rms)	-	-	150 mA	
$I^2t$ Inrush Current Transient	-	0.2 A <sup>2</sup> s	0.4 A <sup>2</sup> s	
Turn-on Voltage Threshold	-	4.3 V	-	
Turn-off Voltage Threshold	-	4.0 V	-	

**Note:** All specifications are typical at 25 °C unless otherwise stated.

## NON-ISOLATED DC/DC CONVERTERS

4.5 Vdc - 14 Vdc Input

0.75 Vdc - 3.63 Vdc/10 A Output



### Output Specifications

Parameter	Min	Typ	Max	Notes
Output Voltage Set Point	-2% Vo,set	-	2% Vo,set	Vin=5 V & 12 V, full load
Load Regulation	-	0.1% Vo,set	-	
Line Regulation	-	0.1% Vo,set	-	
Regulation Over Temperature (-40 °C to +85 °C)	-	0.3Vo,set	-	Tref=Ta, min to Ta, max
Output Current	0 A	-	10 A	
Current Limit Threshold	-	200% Io,out	-	
Short Circuit Surge Transient	-	1 A <sup>2</sup> s	3 A <sup>2</sup> s	
Ripple and Noise (pk-pk)	-	30 mV	80 mV	Tested with 0-20 MHz, with 10 uF tantalum capacitor & 1 uF ceramic capacitor at the output
Ripple and Noise (rms)	-	12 mV	35 mV	
Turn on Time	-	8 mS	20 mS	
Overshoot at Turn on	-	-	1%	
Output Capacitance	0 uF	-	5600 uF	
<b>Transient Response</b>				
50% ~ 100% Max Load	Vo = 0.75 V - 3.63 V	-	160 mV	di/dt=2.5 A/uS; Vin=5 V & 12 V; and with 470 uF Tantalum capacitor at the output
Settling Time		-	50 uS	
100% ~ 50% Max Load		-	160 mV	
Settling Time		-	50 uS	

**Note:** All specifications are typical at nominal input, full load at 25 °C unless otherwise stated.

### General Specifications

Parameter	Min	Typ	Max	Notes
Efficiency				Measured at Vin=5 V, full load
Vo=3.3 V	-	94.3%	-	
Vo=2.5 V	-	93.0%	-	
Vo=1.8 V	-	91.5%	-	
Vo=1.5 V	-	90.8%	-	
Vo=1.2 V	-	89.3%	-	
Vo=0.75 V	-	83.0%	-	
Efficiency				Measured at Vin=12 V, full load
Vo=3.3 V	-	93.0%	-	
Vo=2.5 V	-	92.0%	-	
Vo=1.8 V	-	90.0%	-	
Vo=1.5 V	-	89.0%	-	
Vo=1.2 V	-	87.5%	-	
Vo=0.75 V	-	81.0%	-	
Switching Frequency	265 kHz	300 kHz	335 kHz	
Over Temperature Shutdown	-	130 °C	-	
Output Voltage Trim Range	0.7525 V	-	3.63 V	
Remote Sense Compensation	-	-	0.5 V	
MTBF	5,114,191 hours			Calculated Per Bell Core SR-332 (Io = 80%Io,max; Vo=3.3 V; Vin=12 V; Ta = 25 °C)
Dimensions				
Inches (L x W x H)	2.0 x 0.5 x 0.32			
Millimeters (L x W x H)	50.8 x 12.7 x 8.13			
Weight	-	7.1 g	-	

**Note:** All specifications are typical at 25 °C unless otherwise stated.

## NON-ISOLATED DC/DC CONVERTERS

4.5 Vdc - 14 Vdc Input

0.75 Vdc - 3.63 Vdc/10 A Output

**bel**  
POWER PRODUCTS

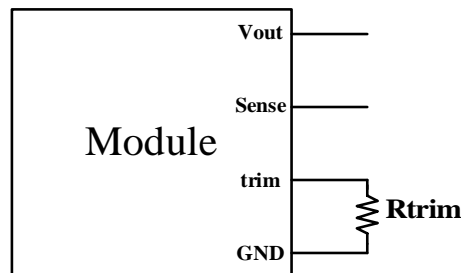
### Control Specifications

Parameter	Min	Typ	Max	Notes
<b>Remote On/Off</b>				
Signal Low (Unit Off)	-0.2 V	-	0.3 V	VRBC-10E1A0; Remote On/Off pin open, Unit on.
Signal High (Unit On)	-	-	Vin, max	
Signal Low (Unit On)	-0.2 V	-	0.3 V	VRBC-10E1AL; Remote On/Off pin open, Unit on.
Signal High (Unit Off)	2.5 V	-	Vin, max	

### Output Trim Equations

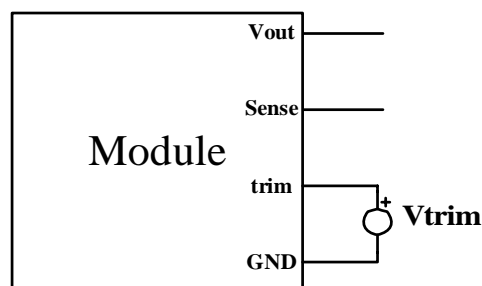
Equation for calculating the trim resistor (in  $\Omega$ ) given the desired output voltage ( $V_o$ ) is shown below. The Trim Up resistor should be connected between the Trim pin and Ground.

$$R_{trim} = \frac{10500}{V_o - 0.7525} - 1000$$



Equation for calculating the trim voltage (in V) given the desired output voltage ( $V_o$ ) is shown below. The Trim Up voltage should be connected between the Trim pin and Ground.

$$V_{trim} = 0.7 - 0.0667 \times (V_o - 0.7525)$$



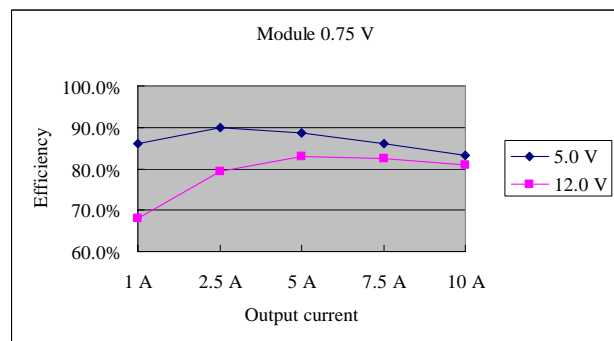
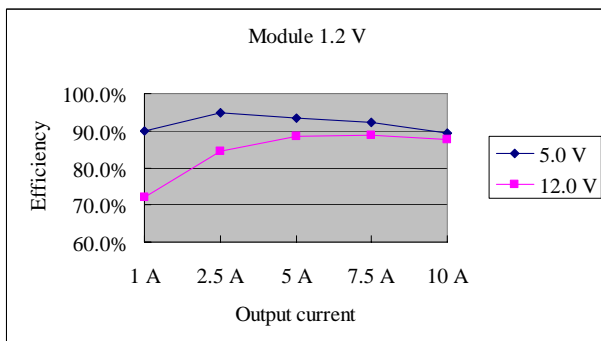
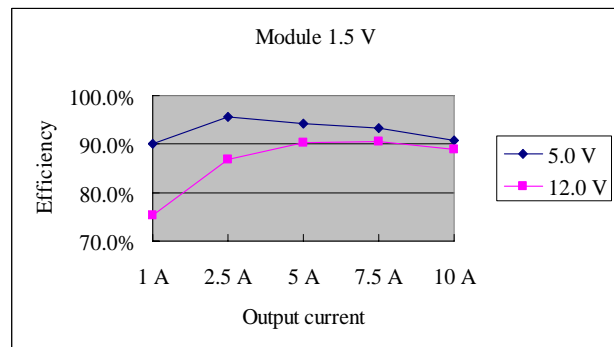
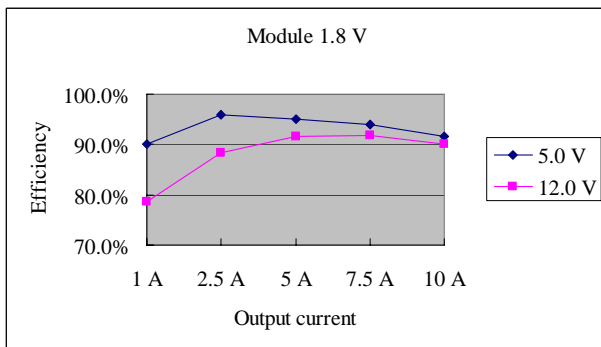
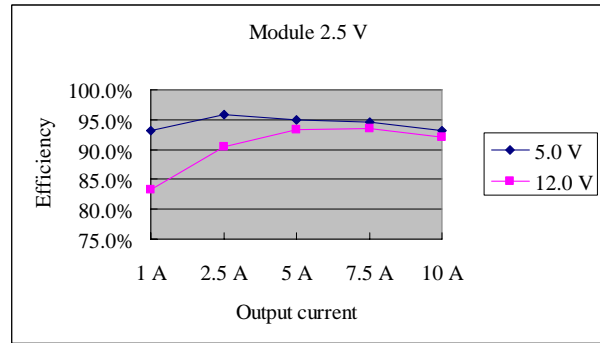
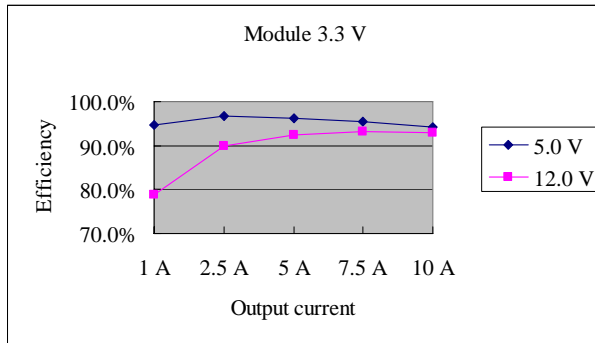
# NON-ISOLATED DC/DC CONVERTERS

4.5 Vdc - 14 Vdc Input

0.75 Vdc - 3.63 Vdc/10 A Output



## Efficiency Data



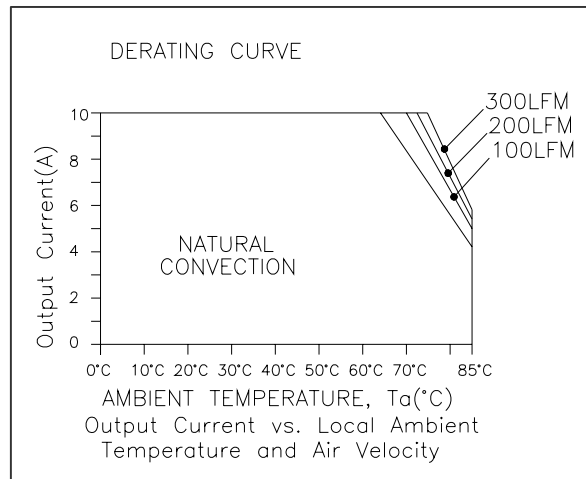
# NON-ISOLATED DC/DC CONVERTERS

4.5 Vdc - 14 Vdc Input

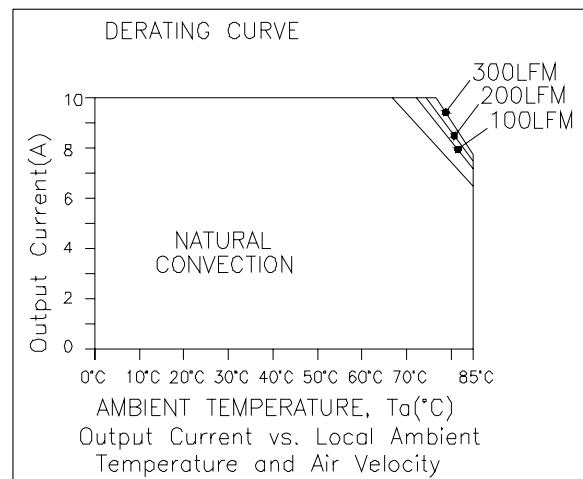
0.75 Vdc - 3.63 Vdc/10 A Output



## Thermal Derating Curves



$V_{in}=12\text{ V}$ ,  $V_o = 3.3\text{ V}$



$V_{in}=5\text{ V}$ ,  $V_o = 3.3\text{ V}$

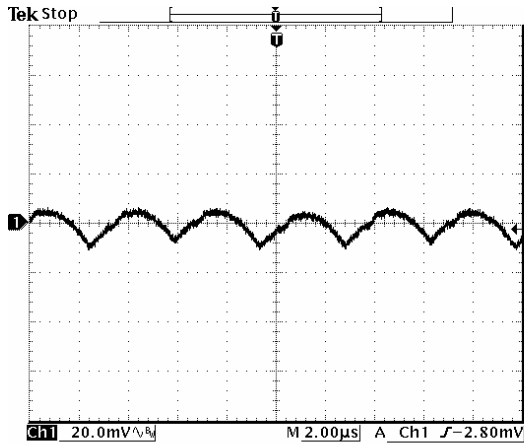
# NON-ISOLATED DC/DC CONVERTERS

4.5 Vdc - 14 Vdc Input

0.75 Vdc - 3.63 Vdc/10 A Output

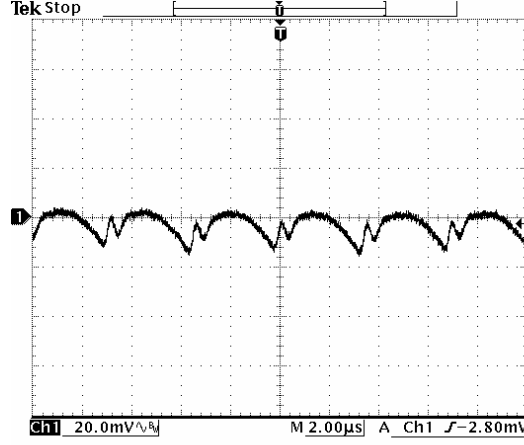


## Ripple and Noise Waveforms



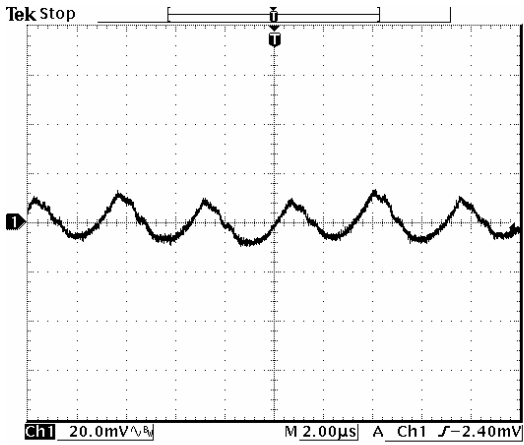
17 Aug 2004  
14:19:31

Vin=5 V, Vo=0.75 V



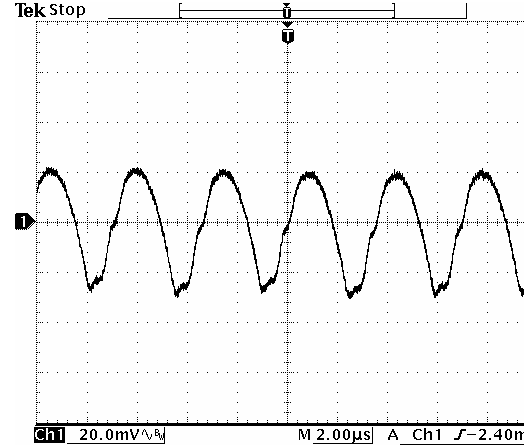
17 Aug 2004  
14:20:10

Vin=12 V, Vo=0.75 V



18 Aug 2004  
11:13:40

Vin=5 V, Vo=3.3 V



18 Aug 2004  
11:14:16

Vin=12 V, Vo=3.3 V

**Note:** Ripple and noise at full load, external load with 10 uF tantalum capacitor and 1 uF ceramic at the output, and Ta=25 deg C.

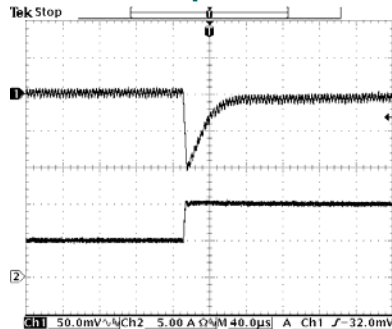
# NON-ISOLATED DC/DC CONVERTERS

4.5 Vdc - 14 Vdc Input

0.75 Vdc - 3.63 Vdc/10 A Output

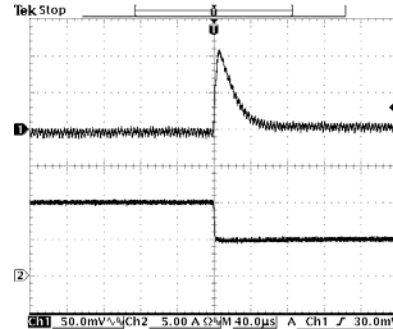


## Transient Response Waveforms



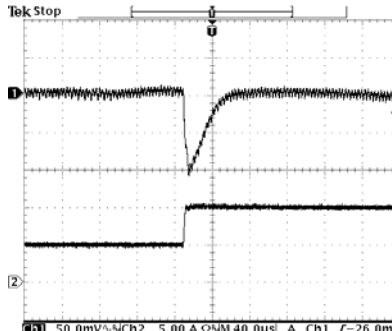
17 Aug 2004 09:23:44

50% to 100% load Transient at Vin=5 V, Vo=0.75 V



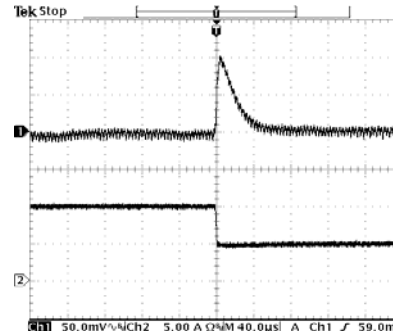
17 Aug 2004 09:24:16

100% to 50% load Transient at Vin=5 V, Vo=0.75 V



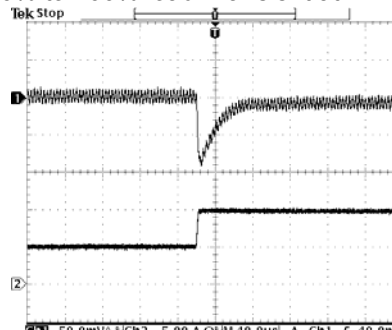
17 Aug 2004 09:25:06

50% to 100% load Transient at Vin=12 V, Vo=0.75 V



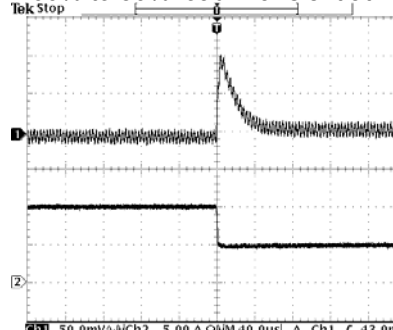
17 Aug 2004 09:25:26

100% to 50% load Transient at Vin=12 V, Vo=0.75 V



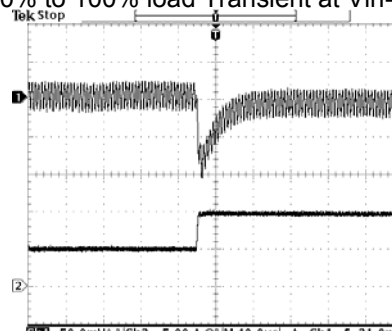
17 Aug 2004 09:19:51

50% to 100% load Transient at Vin=5 V, Vo=3.3 V



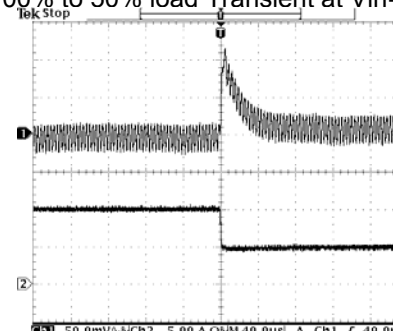
17 Aug 2004 09:20:19

100% to 50% load Transient at Vin=12 V, Vo=3.3 V



17 Aug 2004 09:21:27

50% to 100% load Transient at Vin=12 V, Vo=3.3 V



17 Aug 2004 09:21:53

100% to 50% load Transient at Vin=12 V, Vo=3.3 V

**Note:** Transient response at di/dt=2.5 A/uS, external load with 470 uF tantalum capacitor at the output.

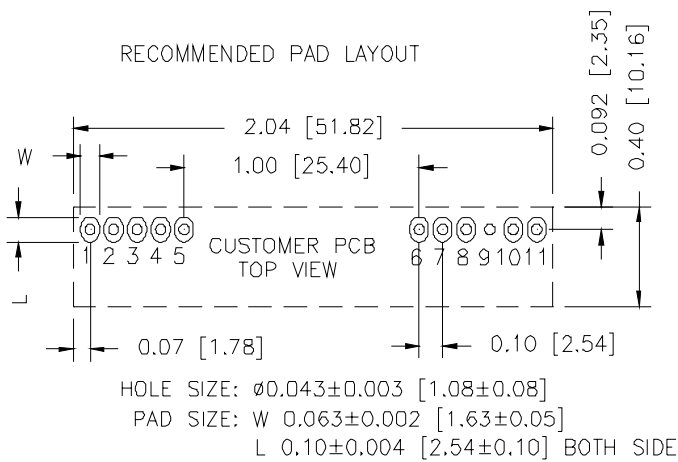
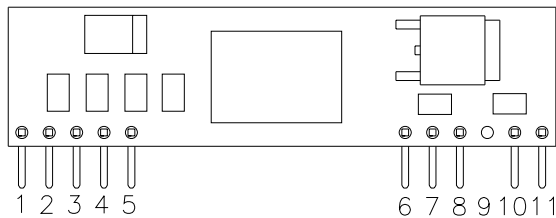
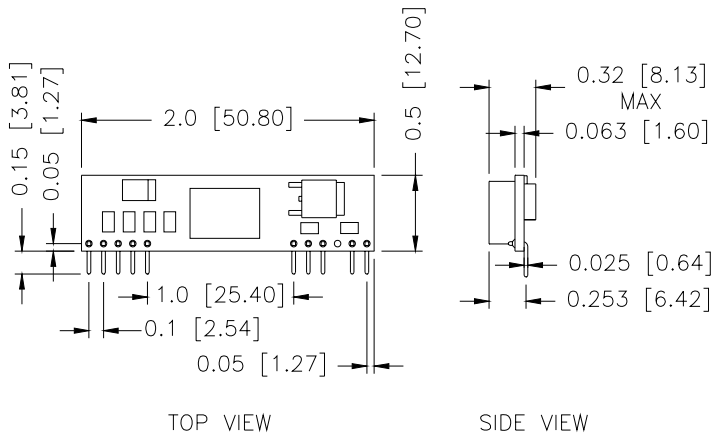
# NON-ISOLATED DC/DC CONVERTERS

4.5 Vdc - 14 Vdc Input

0.75 Vdc - 3.63 Vdc/10 A Output



## Mechanical Outline



## Pin Connections

Pin	Function
1	Vout
2	Vout
3	Remote Sense
4	Vout
5	Ground
6	Ground
7	Vin
8	Vin
9	N/A
10	Trim
11	Remote On/Off

## RoHS Compliance

Complies with the European Directive 2002/95/EC, calling for the elimination of lead and other hazardous substances from electronic products.



©2007 Bel Fuse Inc. Specifications subject to change without notice. 011707

### CORPORATE

**Bel Fuse Inc.**  
 206 Van Vorst Street  
 Jersey City, NJ 07302  
 Tel 201-432-0463  
 Fax 201-432-9542  
[www.belfuse.com](http://www.belfuse.com)

### FAR EAST

**Bel Fuse Ltd.**  
 8F/ 8 Luk Hop Street  
 San Po Kong  
 Kowloon, Hong Kong  
 Tel 852-2328-5515  
 Fax 852-2352-3706  
[www.belfuse.com](http://www.belfuse.com)

### EUROPE

**Bel Fuse Europe Ltd.**  
 Preston Technology Management Centre  
 Marsh Lane, Suite G7, Preston  
 Lancashire, PR1 8UD, U.K.  
 Tel 44-1772-556601  
 Fax 44-1772-888366  
[www.belfuse.com](http://www.belfuse.com)