

STEERING DIODE ARRAY

APPLICATIONS

- ✓ Ethernet - 10/100/1000 Base T
- ✓ Cellular Phones
- ✓ Set Top Box Interface
- ✓ Sensor Interface
- ✓ Handheld Electronics
- ✓ FireWire
- ✓ USB Interface

IEC COMPATIBILITY (EN61000-4)

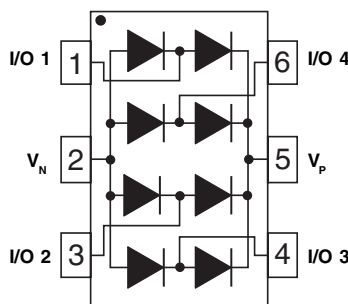
- ✓ 61000-4-2 (ESD): Air - 15kV, Contact - 8kV
- ✓ 61000-4-4 (EFT): 40A - 5/50ns
- ✓ 61000-4-5 (Surge): 12A, 8/20 μ s - Level 1(Line-Gnd) & Level 2(Line-Line)

FEATURES

- ✓ ESD Protection > 40 kilovolts
- ✓ Low Clamping Voltage
- ✓ Provides Four (4) Lines of Protection
- ✓ **LOW LEAKAGE CURRENT < 100nA**
- ✓ **ULTRA LOW CAPACITANCE: 3pF Typical**

MECHANICAL CHARACTERISTICS

- ✓ Molded JEDEC SOT-23-6
- ✓ Weight 66 milligrams (Approximate)
- ✓ Flammability rating UL 94V-0
- ✓ 8mm Tape and Reel Per EIA Standard 481
- ✓ Marking: Marking Code & Pin One Defined By Dot on Top of Package

**PIN CONFIGURATION**

DEVICE CHARACTERISTICS

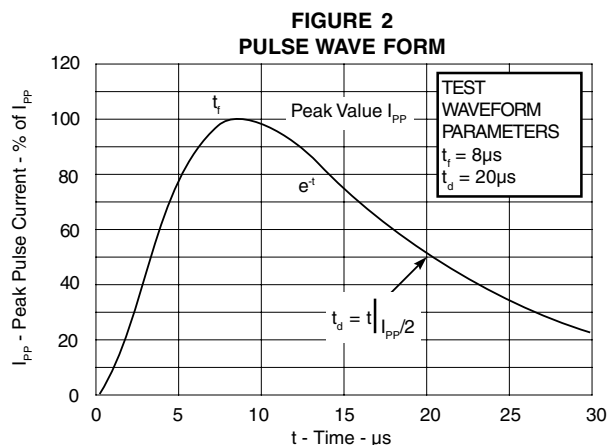
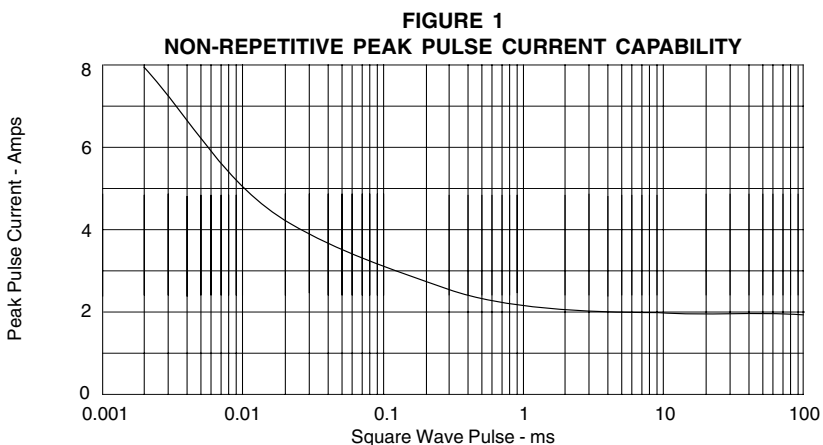
MAXIMUM RATINGS @ 25°C Unless Otherwise Specified			
PARAMETER	SYMBOL	VALUE	UNITS
Operating Temperature	T_J	-55°C to 150°C	°C
Storage Temperature	T_{STG}	-55°C to 150°C	°C
Continuous Power Dissipation	P_{PC}	125	mW

ELECTRICAL CHARACTERISTICS PER LINE @ 25°C Unless Otherwise Specified							
PART NUMBER	DEVICE MARKING	REPETITIVE PEAK REVERSE VOLTAGE (See Note 1) V_{RRM} VOLTS	TYPICAL FORWARD VOLTAGE 8/20µs @ 1A V_F VOLTS	MAXIMUM PEAK PULSE FORWARD CURRENT 8/20µs I_{FM} AMPS	MAXIMUM REVERSE LEAKAGE CURRENT (See Note 2) @ V_{RRM} I_R nA	MAXIMUM QUIESCENT SUPPLY CURRENT (See Note 3) @ 20V I_{RQ} nA	TYPICAL CAPACITANCE @ 0V, 1 MHz C_j pF
ET724	724	20	2	12	10	100	3

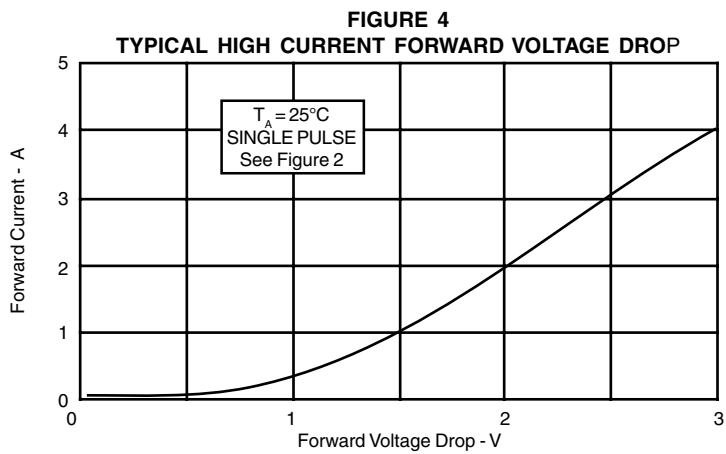
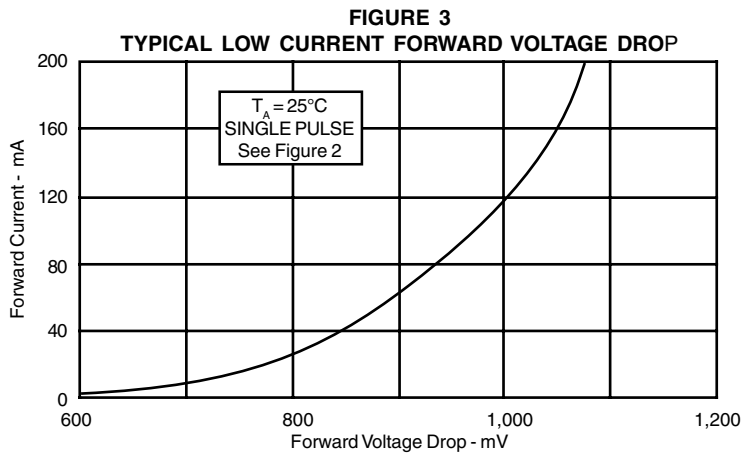
Note 1: V_{RRM} is $+V_{CC}$ for pin 5, $-V_{EE}$ for pin 2. Pin 2 also represents ground for unidirectional applications.

Note 2: +20V from pin 5 to 1, 5 to 4, 5 to 3, and 5 to 6. -20V from pin 2 to 1, 2 to 3, 2 to 4, and 2 to 6.

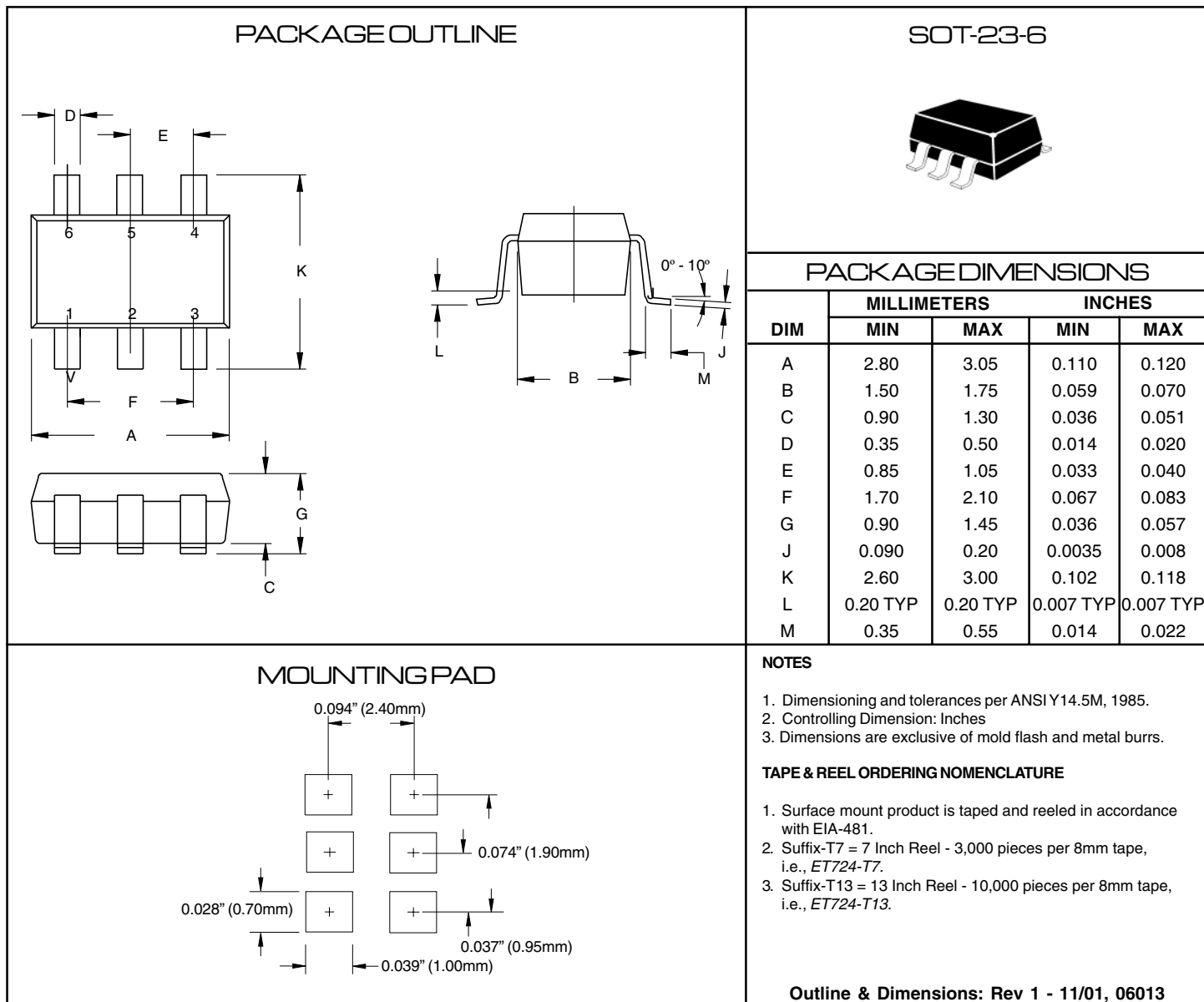
Note 3: +20V from pin 5 to 2.



GRAPHS



PACKAGE OUTLINE & DIMENSIONS



COPYRIGHT © ProTek Devices 2003

SPECIFICATIONS: ProTek reserves the right to change the electrical and or mechanical characteristics described herein without notice (except JEDEC).

DESIGN CHANGES: ProTek reserves the right to discontinue product lines without notice, and that the final judgement concerning selection and specifications is the buyer's and that in furnishing engineering and technical assistance, ProTek assumes no responsibility with respect to the selection or specifications of such products.

ProTek Devices
 2929 South Fair Lane, Tempe, AZ 85282
 Tel: 602-431-8101 Fax: 602-431-2288
 E-Mail: sales@protekdevices.com
 Web Site: www.protekdevices.com