

HF-118  
Wideband  
RF/Pulse  
Transformer  
.5-400 MHz



**DESCRIPTION**

The HF series is a line of eight transformers offering all popular configurations in our popular six pin molded epoxy package. These transformers are high reliability devices designed to meet MIL-T-55631.

Typical applications are: Interstage coupling, phase detection and pulse transformation.

**GUARANTEED MINIMUM PERFORMANCE DATA**  
**SPECIFICATIONS FOR MODEL HF-118**

Type: 50 ohm unbalanced  
200 ohm unbalanced

- 1 dB Bandwidth, MHz .5-400  
Midband insertion loss dB .75  
VSWR (- 1 dB point) 2.5:1

**NOTE:**

- 1 dB bandwidth is measured relative to midband loss.

**ABSOLUTE MAXIMUM RATINGS:**

Input power 2 w. limited by  $(I_{DC}^2 + I_{RF}^2)Z \cong P_{max}$ .  
Temperature range - 54°C to +100°C

**ENVIRONMENTAL CONDITIONS**

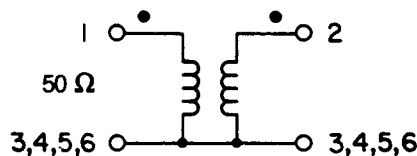
**GUARANTEED ENVIRONMENTAL PERFORMANCE:**

All units are designed to meet their specifications over - 54°C to +100°C and after exposure to any or all of the following tests per MIL-STD-202E.

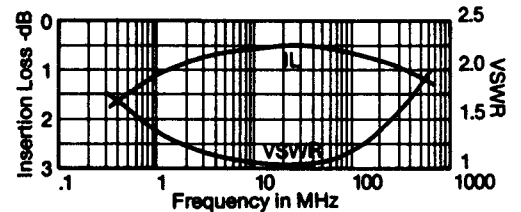
Exposure	Method	Test Condition
Thermal Shock	107D	B
Altitude	105C	G
H.F. Vibration	204C	D
Mechanical Shock	213B	C
Random Vibration	214	IIF
(15 minutes per axis)		
Solderability	208C	
Terminal Strength	211A	C
Resistance to Soldering Heat	210A	B

Sealed units, meet the requirements of Method 106D of MIL-STD-202E when exposed to humidity.

**FUNCTIONAL SCHEMATIC**



**TYPICAL PERFORMANCE**

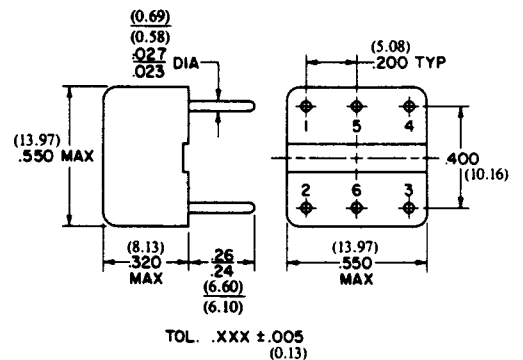


**MATERIAL:**

Header: Diallyl Phthalate  
Leads: Phosphor Bronze, Grade A, Spring temper

**FINISH:**

Header: Glossy red Diallyl Phthalate  
Leads: Silver plated per QQ-S-365A, Type I, Grade B



Specifications subject to change without notice.