

KPI-261D

DESCRIPTION

The photointerrupter high-performance standard type KPI-261D combines a high-output GaAs IRED with a high sensitivity phototransistor.

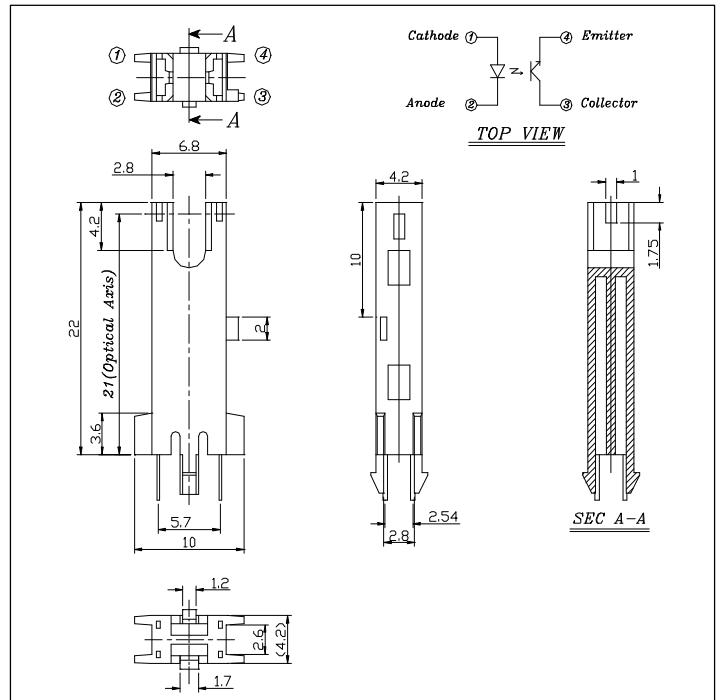
FEATURES

- High Performance
- Compact
- High Speed Response
- Widely Applicable

APPLICATIONS

- Home Appliance
- OA Equipment
- Measuring Instrument
- Telecommunication Equipment

DIMENSIONS



ABSOLUTE MAXIMUM RATINGS

(Ta=25)

Parameter		Symbol	Rating	Unit
Input	Forward Current	I_F	50	mA
	Pulse Forward Current ^{*1}	I_{FP}	0.5	A
	Reverse Voltage	V_R	5	V
	Power Dissipation	P_D	75	mW
Output	Collector Emitter Voltage	V_{CEO}	30	V
	Emitter Collector Voltage	V_{ECO}	5	V
	Collector Current	I_C	20	mA
	Collector Power Dissipation	P_C	75	mW
Operating Temperature ^{*2}		T_{OPR}	-20 ~ +85	
Storage Temperature ^{*2}		T_{STG}	-30 ~ +100	
Soldering Temperature ^{*3}		T_{SOL}	260	

*1. Pulse width : t_w 100μsec.period : T=10msec

*2. No icebound or dew

*3. For MAX. 5 seconds at the position of 1mm from the package

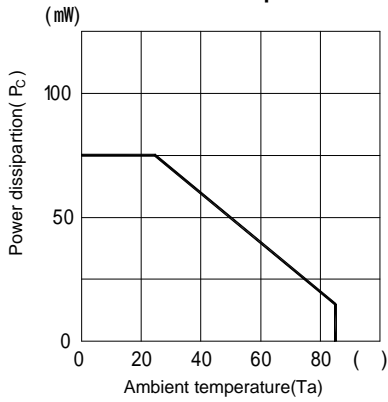
ELECTRO-OPTICAL CHARACTERISTICS

(Ta=25)

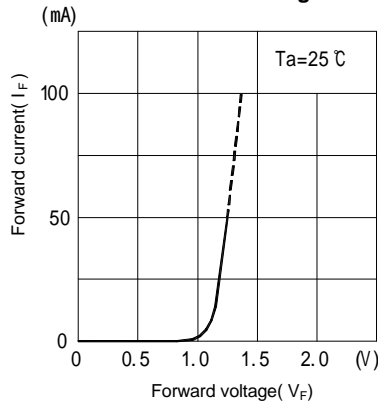
Parameter		Symbol	Conditions	MIN.	TYP.	MAX.	Unit	
Input	Forward Voltage	V_F	$I_F=20mA$	-	1.2	1.4	V	
	Reverse Current	I_R	$V_R=5V$	-	-	10	μA	
	Peak Wavelength	λ_p	$I_F=20mA$	-	940	-	nm	
Output	Dark Current	I_{CEO}	$V_{CE}=5V, 0 \text{ Lux}$	-	1	100	nA	
Coupled	Light Current	I_L	$V_{CE}=5V, I_F=20mA$ (Non-shading)	0.5	-	5	mA	
	Collector Emitter Saturation Voltage	$V_{CE(SAT)}$	$I_F=20mA, I_C=0.1mA$	-	0.15	0.4	V	
	Response Time	Rise Time	t_r	$V_{CC}=5V, I_C=2mA, R_L=100$	-	50	-	μs
		Fall Time	t_f	$V_{CC}=5V, I_C=2mA, R_L=100$	-	50	-	μs

KPI-261D

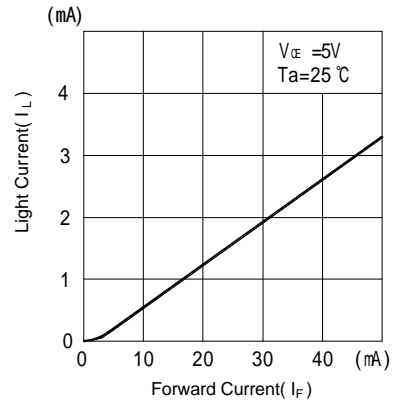
Collector power dissipation Vs. Ambient temperature



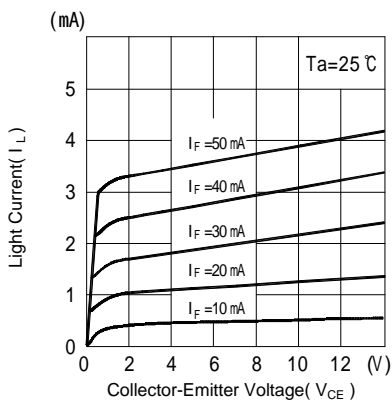
Forward current Vs. Forward voltage



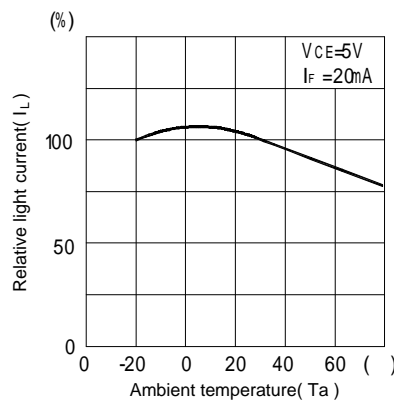
Light current Vs. Forward current



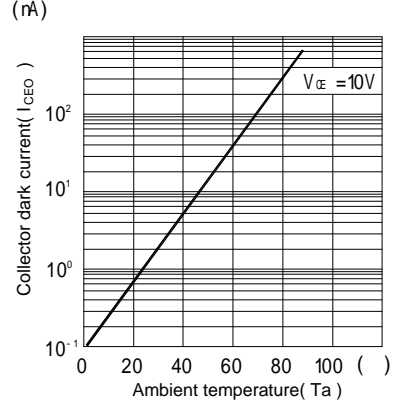
Light current Vs. Collector-Emitter voltage



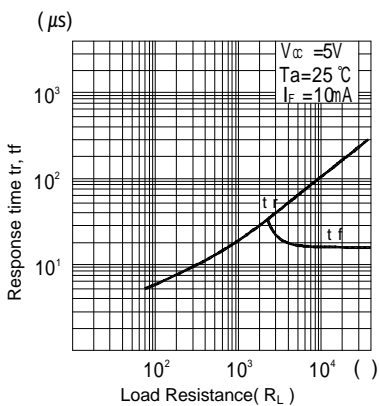
Relative light current Vs. Ambient temperature



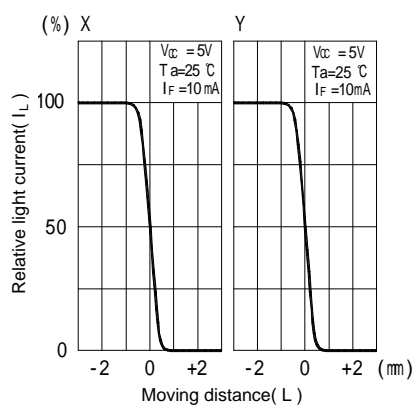
Dark current Vs. Ambient temperature



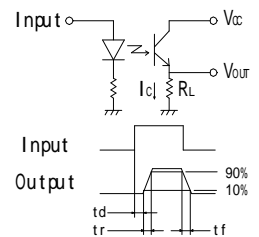
Switching time Vs. Load resistance



Relative light current Vs. Moving distance



Response time measurement circuit



Method of measuring position detection characteristic

