


.050" Round Conductor Flat Cable

28 AWG Solid, PVC

3709 Series



- 28 AWG solid wire
- .050 inch centers permit mass termination to a broad line of IDC connectors
- Zippable for branching or discrete termination

Date Modified: June 23, 1999

TS-0419-05
Sheet 1 of 2

86



Physical

Insulation

Material: Polyvinyl Chloride (PVC)
Color: Gray

Marking

Standard: None

Canadian Option:  AWM 2651 105C 300V VW1 3M NU  AWM IA 105C 300V FT1
EU <50V

Conductors: 28 AWG [0.32] Tinned Solid Copper

Electrical

Voltage Rating:	USA: 300V	Canada: 300V	EU: <50V
Insulation Resistance:	>1 x 10 ¹⁰ Ω /10ft [3m]		
	Unbalanced	Balanced	
Characteristic Impedance:	114 Ω	188 Ω	
Capacitance:	12.8 pF/ft (42.0 pF/m)	7.4 pF/ft (24.3 pF/m)	
Inductance:	.17 μH/ft (0.56 μH/m)	.26 μH/ft (0.85 μH/m)	
Propagation Delay:	1.45 ns/ft (4.76 ns/m)	1.40 ns/ft (4.59 ns/m)	
Velocity of Propagation:	70%	73%	

Note: Unbalanced is measured between ground-signal-ground conductors. Balanced is measured between signal conductors within a pair.

Environmental

Temperature Rating: -20°C to +105°C
Flammability Rating: USA: VW-1 Canada: FT1

UL File No.: E42769, Style No.: 2651

3M Interconnect Solutions Division

6801 River Place Blvd.
Austin, TX 78726-9000

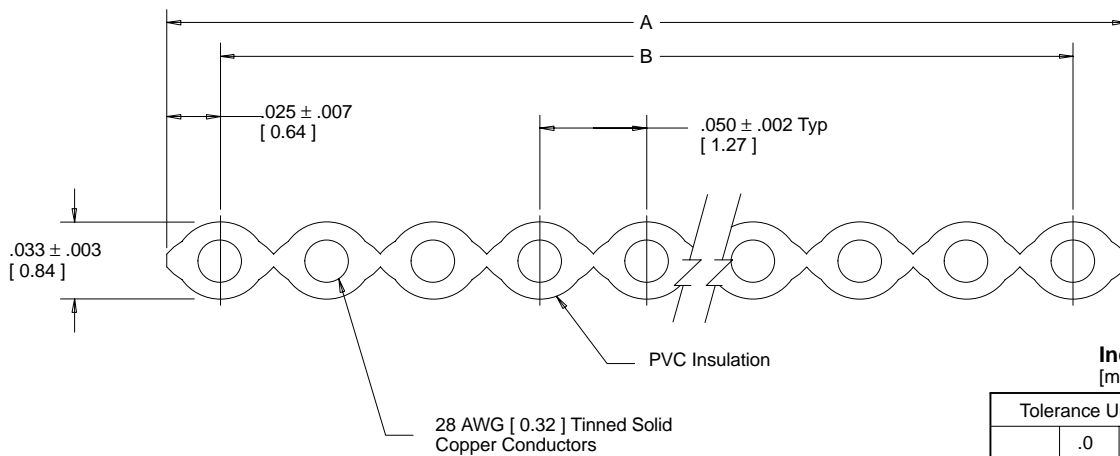
For technical, sales or ordering information call
800-225-5373

.050" Round Conductor Flat Cable

28 AWG Solid, PVC

3709 Series

Number of Conductors	3M Part Number	Dimension A	Dimension B
09	3709/09	0.450 ± .010 [11.43]	0.400 ± .007 [10.18]
10	3709/10	0.500 ± .010 [12.70]	0.450 ± .007 [11.43]
14	3709/14	0.700 ± .010 [17.78]	0.650 ± .007 [16.51]
15	3709/15	0.750 ± .010 [19.05]	0.700 ± .007 [17.78]
16	3709/16	0.800 ± .015 [20.32]	0.750 ± .011 [19.05]
18	3709/18	0.900 ± .015 [22.86]	0.850 ± .011 [21.59]
20	3709/20	1.000 ± .015 [25.40]	0.950 ± .011 [24.13]
24	3709/24	1.200 ± .015 [30.48]	1.150 ± .011 [29.21]
25	3709/25	1.250 ± .015 [31.75]	1.200 ± .011 [30.48]
26	3709/26	1.300 ± .015 [33.02]	1.250 ± .011 [31.75]
30	3709/30	1.500 ± .020 [38.10]	1.450 ± .015 [36.83]
34	3709/34	1.700 ± .020 [43.18]	1.650 ± .015 [41.91]
36	3709/36	1.800 ± .020 [45.72]	1.750 ± .015 [44.45]
37	3709/37	1.850 ± .020 [46.99]	1.800 ± .015 [45.72]
40	3709/40	2.000 ± .020 [50.80]	1.950 ± .015 [49.53]
50	3709/50	2.500 ± .020 [63.50]	2.450 ± .015 [62.23]
60	3709/60	3.000 ± .020 [76.20]	2.950 ± .015 [74.93]
64	3709/64	3.200 ± .020 [81.28]	3.150 ± .015 [80.01]

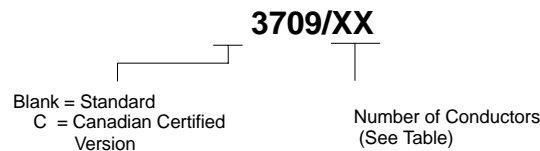


Inch [mm]			
Tolerance Unless Noted			
	.0	.00	.000
Inch	± .1	± .01	± .005

Note: Red marking on one edge of cable designates wire #1.

[] Dimensions for Reference only

Ordering Information



Note: Available in standard lengths of 100 ft or 300 ft per roll, please specify when ordering.

TS-0419-05
Sheet 2 of 2

3M Interconnect Solutions Division

6801 River Place Blvd.
Austin, TX 78726-9000

For technical, sales or ordering information call
800-225-5373