

一般整流用ダイオード

GENERAL USE RECTIFIER DIODE

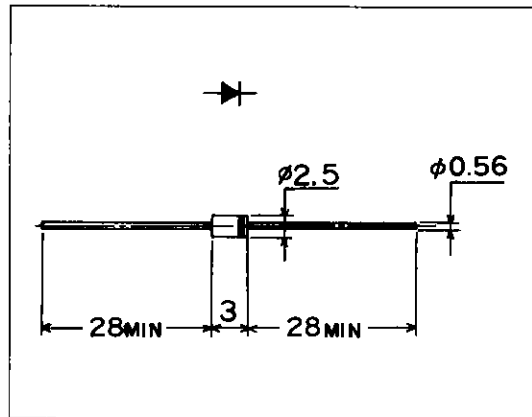
■特長：Features

- 超小型なため、5mmピッチ自動挿入が可能
Ultra small package, possible for 5mm pitch automatic insertion.
- 高信頼性 High reliability

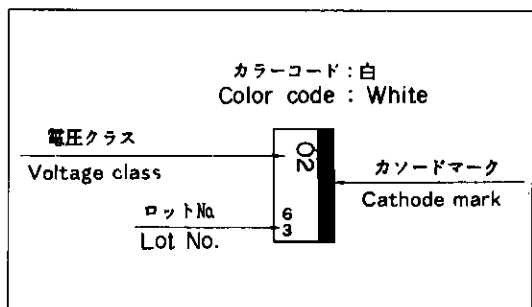
■用途：Applications

- 電源整流
General purpose rectifier applications

■外形寸法：Outline Drawings



■表示：Marking



■定格と特性：Maximum Ratings and Characteristics

●絶対最大定格：Absolute Maximum Ratings

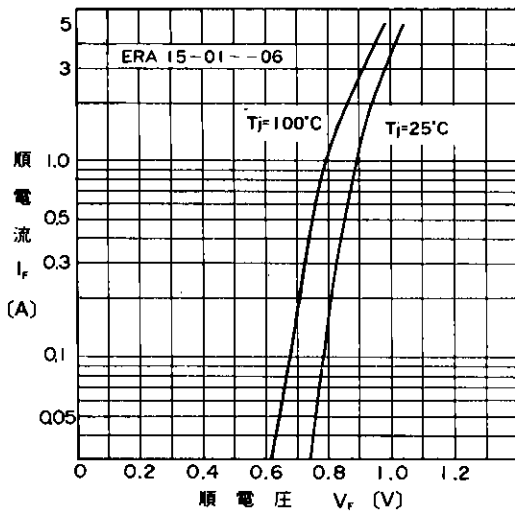
Items	Symbols	Conditions	Ratings						Units
			-01	-02	-04	-06	-08	-10	
ピーク繰り返し逆電圧 Repetitive Peak Reverse Voltage	V_{RRM}		100	200	400	600	800	1000	V
平均順電流 Average Forward Current	$I_{F(AV)}$	抵抗負荷 Resistive Load $T_a = 40^\circ\text{C}$ (ただし08, 10のみ $T_a = 25^\circ\text{C}$)	1.0						A
サージ電流 Surge Current	I_{FSM}	正弦波 Sine wave 10ms 無負荷状態より	40						A
接合温度 Operating Junction Temperature	T_j		-40 ~ +140						$^\circ\text{C}$
保存温度 Storage Temperature	T_{stg}		-40 ~ +140						$^\circ\text{C}$

●電気的特性(特に指定がない限り周囲温度 $T_a = 25^\circ\text{C}$ とする)

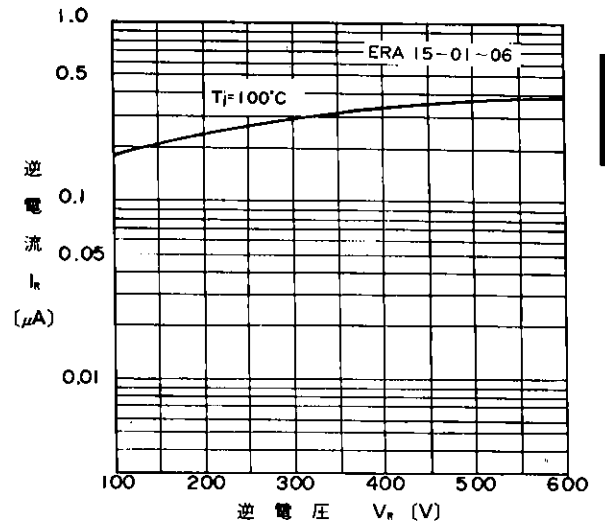
Electrical Characteristics ($T_a = 25^\circ\text{C}$ Unless otherwise specified)

Items	Symbols	Conditions	Max.	Units
順電圧 Forward Voltage Drop	V_{FM}	$T_j = 25^\circ\text{C}$ $I_{FM} = 2.0\text{A}$	1.1	V
逆電流 Reverse Current	I_{RRM}	$T_j = 25^\circ\text{C}$ $V_R = V_{RRM}$	10	μA

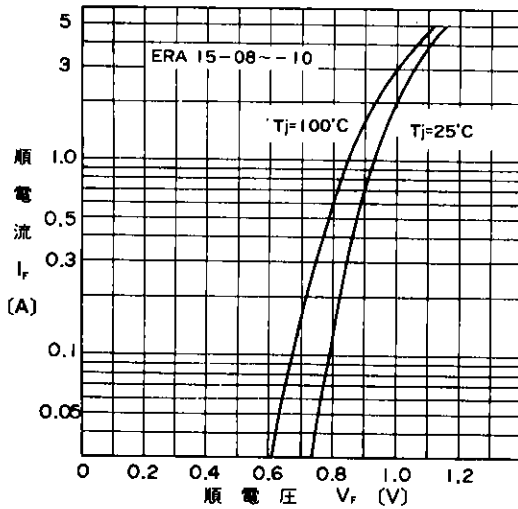
■特性曲線：Characteristics



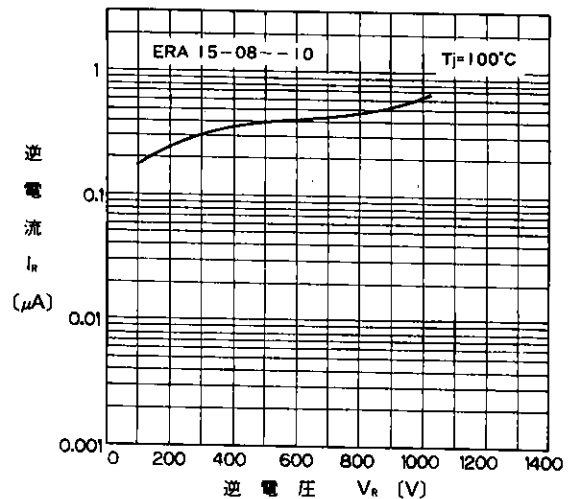
順特性 (代表特性)
Forward Characteristics



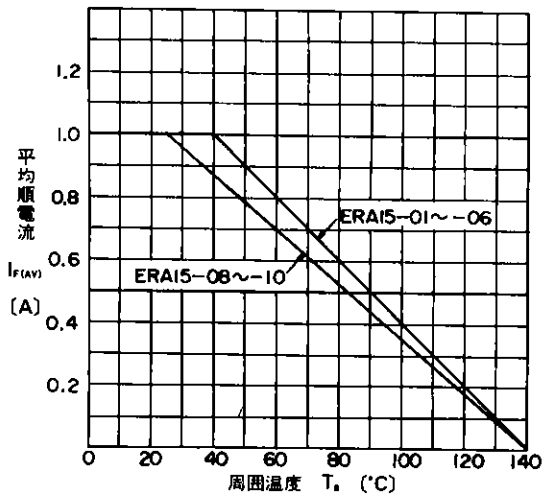
逆特性 (代表特性)
Reverse Characteristics



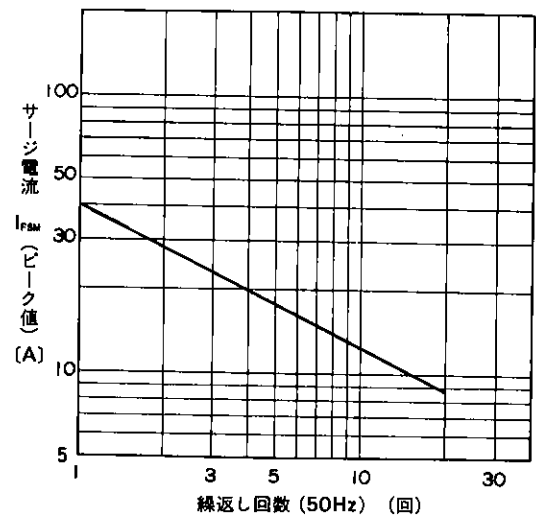
順特性 (代表特性)
Forward Characteristics



逆特性 (代表特性)
Reverse Characteristics



平均順電流—周囲温度特性
Current Derating ($I_{F(AV)}-T_a$)



サージ電流耐量
Surge Capability

A

For more information, contact:

Collmer Semiconductor, Inc.

P.O. Box 702708

Dallas, TX 75370

972-233-1589

972-233-0481 Fax

<http://www.collmer.com>