

TOSHIBA TRANSISTOR SILICON NPN TRIPLE DIFFUSED TYPE

2SC4689

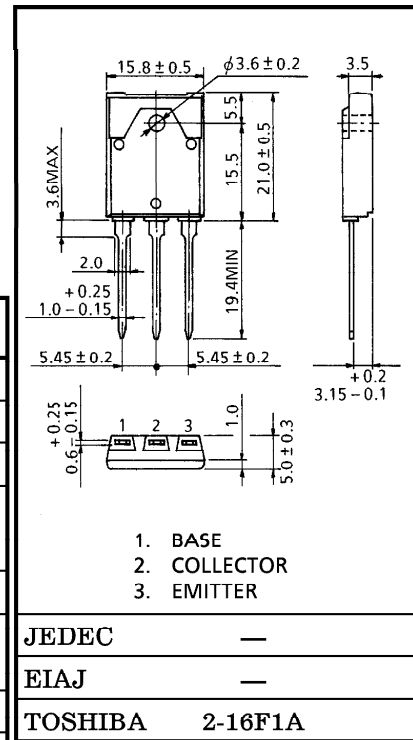
POWER AMPLIFIER APPLICATIONS

Unit in mm

- Complementary to 2SA1804
- Recommend for 55W High Fidelity Audio Frequency Amplifier output Stage.

MAXIMUM RATINGS (Ta = 25°C)

CHARACTERISTIC		SYMBOL	RATING	UNIT
Collector-Base Voltage		V _{CB0}	120	V
Collector-Emitter Voltage		V _{CEO}	120	V
Emitter-Base Voltage		V _{EB0}	5	V
Collector Current	DC	I _C	8	A
	Pulse	I _{CP}	16	
Base Current		I _B	0.8	A
Collector Power Dissipation (T _c = 25°C)		P _C	70	W
Junction Temperature		T _j	150	°C
Storage Temperature Range		T _{stg}	-55~150	°C



JEDEC	—
EIAJ	—
TOSHIBA	2-16F1A

Weight : 5.8g

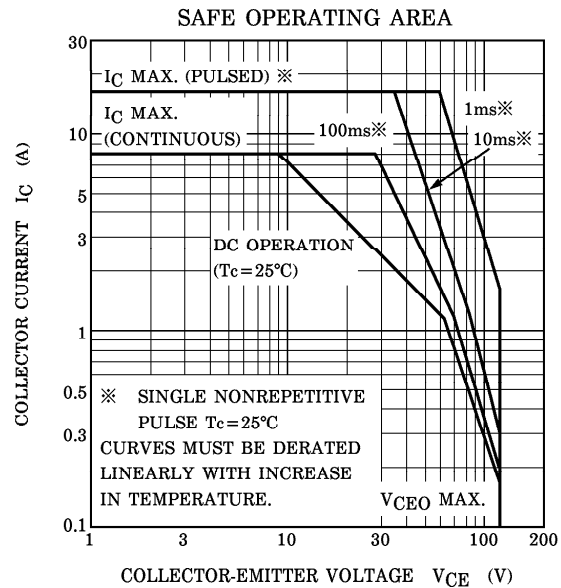
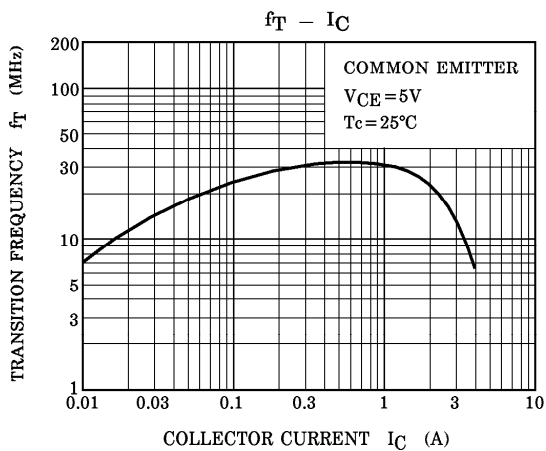
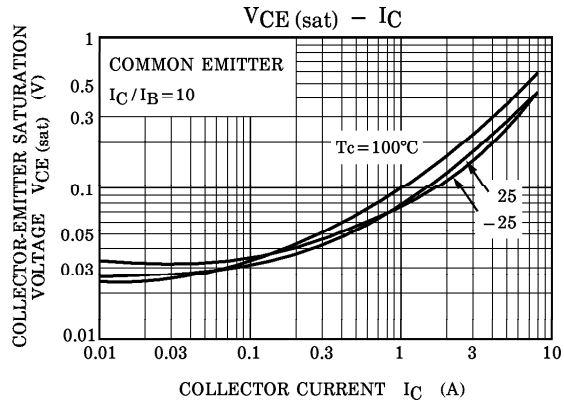
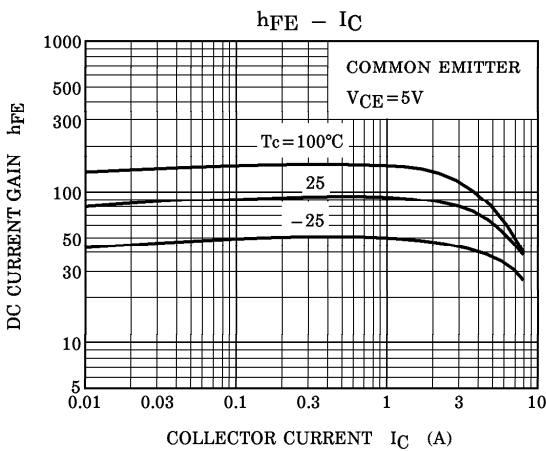
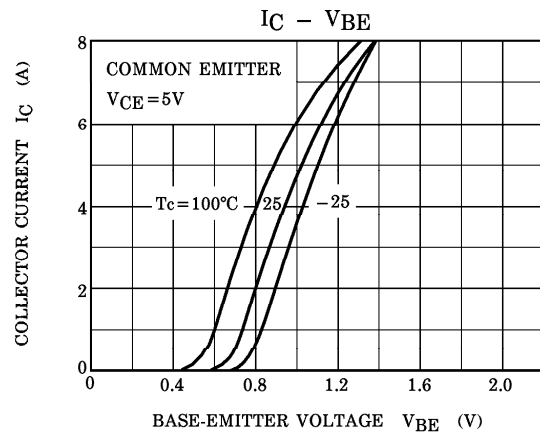
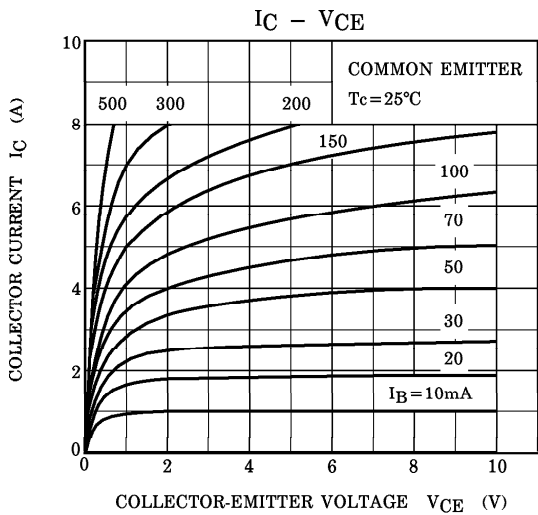
ELECTRICAL CHARACTERISTICS (Ta = 25°C)

CHARACTERISTIC	SYMBOL	TEST CONDITION	MIN.	TYP.	MAX.	UNIT
Collector Cut-off Current	I _{CB0}	V _{CB} = 120V, I _E = 0	—	—	5.0	μA
Emitter Cut-off Current	I _{EB0}	V _{EB} = 5V, I _C = 0	—	—	5.0	μA
Collector-Emitter Breakdown Voltage	V _{(BR) CEO}	I _C = 50mA, I _B = 0	120	—	—	V
DC Current Gain	h _{FE} (1) (Note)	V _{CE} = 5V, I _C = 1A	55	—	160	
	h _{FE} (2)	V _{CE} = 5V, I _C = 4A	35	75	—	
Collector-Emitter Saturation Voltage	V _{CE (sat)}	I _C = 6A, I _B = 0.6A	—	0.35	2.0	V
Base-Emitter Voltage	V _{BE}	V _{CE} = 5V, I _C = 4A	—	0.95	1.5	V
Transition Frequency	f _T	V _{CE} = 5V, I _C = 1A	—	30	—	MHz
Collector Output Capacitance	C _{ob}	V _{CB} = 10V, I _E = 0, f = 1MHz	—	190	—	pF

Note : h_{FE} (1) Classification R : 55~110, O : 80~160

961001EAA2

● TOSHIBA is continually working to improve the quality and the reliability of its products. Nevertheless, semiconductor devices in general can malfunction or fail due to their inherent electrical sensitivity and vulnerability to physical stress. It is the responsibility of the buyer, when utilizing TOSHIBA products, to observe standards of safety, and to avoid situations in which a malfunction or failure of a TOSHIBA product could cause loss of human life, bodily injury or damage to property. In developing your designs, please ensure that TOSHIBA products are used within specified operating ranges as set forth in the most recent product specifications. Also, please keep in mind the precautions and conditions set forth in the TOSHIBA Semiconductor Reliability Handbook.



961001EAA2'

● The information contained herein is presented only as a guide for the applications of our products. No responsibility is assumed by TOSHIBA CORPORATION for any infringements of intellectual property or other rights of the third parties which may result from its use. No license is granted by implication or otherwise under any intellectual property or other rights of TOSHIBA CORPORATION or others.
● The information contained herein is subject to change without notice.