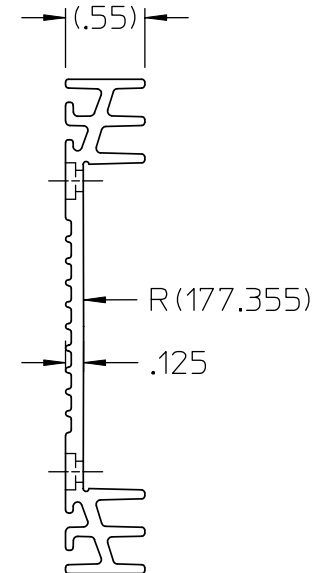
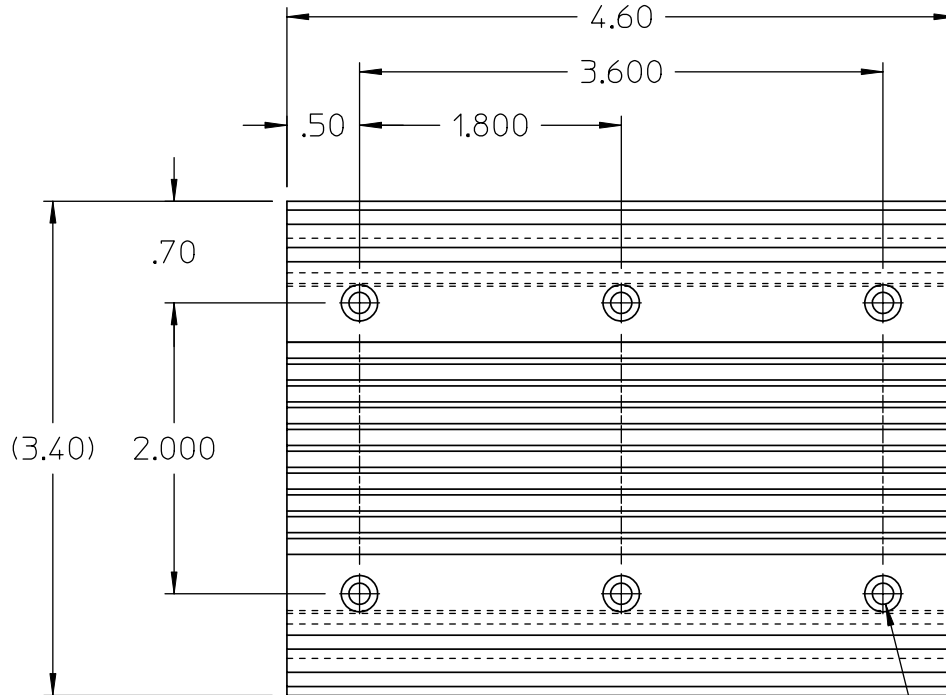


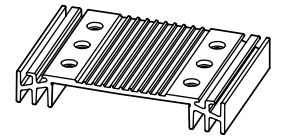
**VICOR CONFIDENTIAL**

THIS DOCUMENT AND THE DATA DISCLOSED HEREIN OR HEREWITH IS NOT TO BE REPRODUCED, USED, OR DISCLOSED IN WHOLE OR IN PART TO ANYONE WITHOUT PERMISSION OF VICOR CORP.

| REV. | DESCRIPTION                         | DATE        | APPROVED |
|------|-------------------------------------|-------------|----------|
| #1   | DRN FOR DEVELOPMENT                 | RCM 3/16/99 | KD       |
| #2   | REF MATL WAS 6061-T5                | RCM 3/23/99 | KD       |
| #3   | R177.355 WAS R62.17 & .070 WAS .080 | KD 7/14/99  | KGD      |
| #4   | ADDED .125 DIMENSION                | KD 9/10/99  | KGD      |



6X  $\phi$ .143/.149 (#27) THRU  
 $\phi$ .250 CBORE  
 .070 DEEP



**NOTES:**

- PART TO BE MADE FROM EXTRUSION PN 20391.
- REF MATERIAL: ALUMINUM 6063-T5.
- REMOVE BURRS & SHARP EDGES.
- FINISH: CLEAR CHROMATE.

|   |                        |                  |                          |                        |                   |
|---|------------------------|------------------|--------------------------|------------------------|-------------------|
| DRAWN BY<br><b>RCM</b>  | DATE<br><b>3/16/99</b> |                  |                          |                        |                   |
| UNLESS OTHERWISE SPECIFIED DIMENSIONS ARE IN INCHES - TOLERANCES ARE:<br>FRACTIONS DECIMALS ANGLES<br>$\pm 1/64$ .XX = .01 $\pm 1^\circ$<br>.XXX = .005 |                        |                  |                          |                        |                   |
| THIRD ANGLE PROJECTION<br>  |                        | SIZE<br><b>B</b> | FSCM NO.<br><b>67131</b> | DWG NO<br><b>20394</b> | REV<br><b># 4</b> |
| DO NOT SCALE DRAWING  |                        | SCALE FULL       | SHEET 1 OF 1             |                        |                   |