

UTC 2SA1300 PNP EPITAXIAL SILICON TRANSISTOR

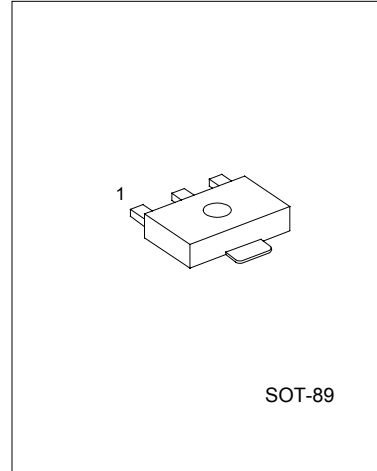
SILICON PNP EPITAXIAL TYPE

DESCRIPTION

- *Strobo Flash Applications.
- *Medium Power Amplifier Applications.

FEATURES

- *High DC Current Gain and Excellent hFE Linearity.
- *hFE(1)=140-600, ($V_{CE} = -1V, I_C = -0.5A$)
- *hFE(2)=60(Min.), 120(Typ.), ($V_{CE} = -1V, I_C = -4A$)
- *Low Saturation Voltage
- * $V_{CE(sat)} = -0.5V(\text{Max.}), (I_C = -2A, I_E = -50mA)$



1: Emitter 2: Collector 3:Base

ABSOLUTE MAXIMUM RATINGS ($T_A = 25^\circ\text{C}$)

PARAMETER		SYMBOL	RATIOS	UNIT
Collector-Base Voltage		V_{CBO}	-20	V
Collector-Emitter Voltage		V_{CES}	-20	V
		V_{CEO}	-10	
Emitter-Base Voltage		V_{EBO}	-6	V
Collector Current	DC	I_C	-2	A
	Pulsed (Note)	I_{CP}	-5	
Base Current		I_B	-2	A
Collector Power Dissipation		P_C	750	mW
Junction Temperature		T_j	150	$^\circ\text{C}$
Storage Temperature Range		T_{stg}	-55~150	$^\circ\text{C}$

Note :Pulse Width= 10ms(Max.),Duty Cycle=30%(Max.)

ELECTRICAL CHARACTERISTICS ($T_A = 25^\circ\text{C}$)

PARAMETER	SYMBOL	TEST CONDITIONS	MIN	TYP	MAX	UNIT
Collector-emitter breakdown voltage	$V_{(BR)CEO}$	$I_C = 10mA, I_B = 0$	-10	-	-	V
Emitter-collector breakdown voltage	$V_{(BR)EBO}$	$I_E = -1mA, I_C = 0$	-6	-	-	V
Collector cut-off current	I_{CBO}	$V_{CE} = -20V, I_E = 0$	-	-	-100	nA
Emitter cut-off current	I_{EBO}	$V_{BE} = -6V, I_C = 0$	-	-	-100	nA
DC current Gain	hFE1	$V_{CE} = -1V, I_C = 0.5A$	140	-	600	
	hFE2	$V_{CE} = -1V, I_C = -4A$	60	120	-	
Collector-emitter saturation voltage	$V_{CE(sat)}$	$I_C = -2A, I_B = -50mA$	-	-0.2	-0.5	V
Base-emitter voltage	V_{BE}	$V_{CE} = -1V, I_C = -2A$	-	-0.83	-1.5	V
Current gain bandwidth product	ft	$V_{CE} = -1V, I_C = -0.5A$	-	140	-	MHz
Output capacitance	Cob	$V_{CE} = -10V, I_E = 0, f = 1MHz$	-	50	-	pF

CLASSIFICATIONS OF hFE1

RANK	Y	GR	BL

UTC UNISONIC TECHNOLOGIES CO. LTD

1

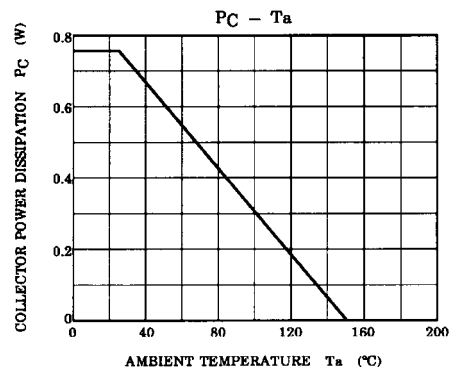
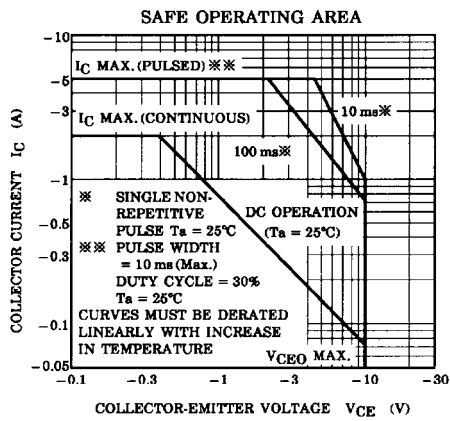
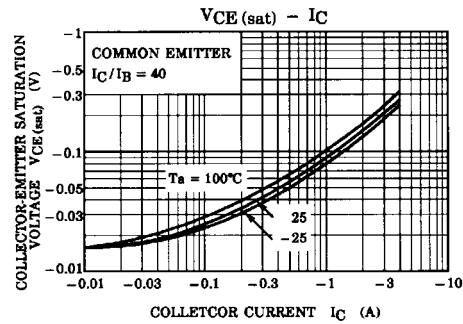
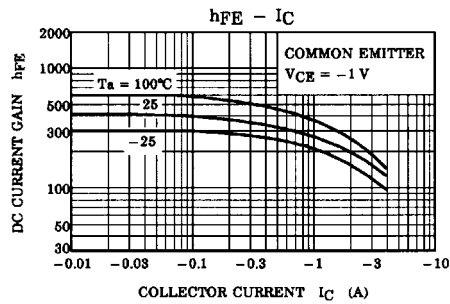
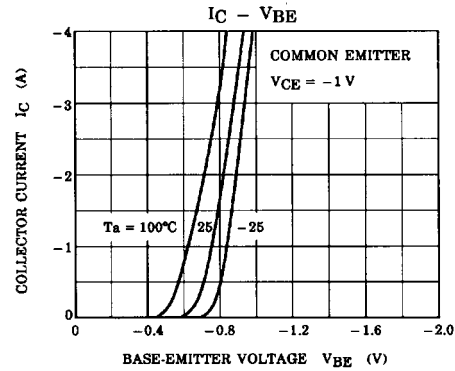
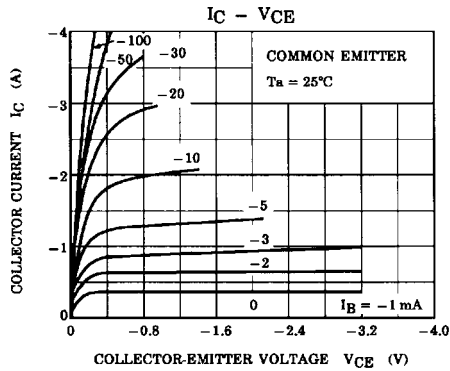
QW-R208-012,A

UTC 2SA1300 PNP EPITAXIAL SILICON TRANSISTOR

RANGE	140-280	200-400	300-600
-------	---------	---------	---------

- continued -

CHARACTERISTICS CURVE



UTC 2SA1300 PNP EPITAXIAL SILICON TRANSISTOR

UTC assumes no responsibility for equipment failures that result from using products at values that exceed, even momentarily, rated values (such as maximum ratings, operating condition ranges, or other parameters) listed in products specifications of any and all UTC products described or contained herein. UTC products are not designed for use in life support appliances, devices or systems where malfunction of these products can be reasonably expected to result in personal injury. Reproduction in whole or in part is prohibited without the prior written consent of the copyright owner. The information presented in this document does not form part of any quotation or contract, is believed to be accurate and reliable and may be changed without notice.