



No.2554A

2SB1235/2SD1852

PNP/NPN Epitaxial Planar Silicon Transistors

Driver Applications

Features

- . AF amp, solenoid drivers, LED drivers
- . Darlington connection
- . High DC current gain

(): 2SB1235

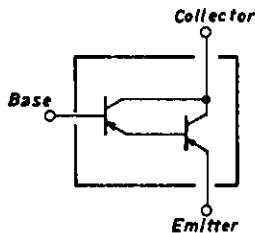
Absolute Maximum Ratings at Ta=25°C

			unit
Collector to Base Voltage	V _{CB0}	(-)80	V
Collector to Emitter Voltage	V _{CE0}	(-)50	V
Emitter to Base Voltage	V _{EBO}	(-)10	V
Collector Current	I _C	(-)200	mA
Collector Current(Pulse)	I _{CP}	(-)400	mA
Collector Dissipation	P _C	300	mW
Junction Temperature	T _j	150	°C
Storage Temperature	T _{stg}	-55 to +150	°C

Electrical Characteristics at Ta=25°C

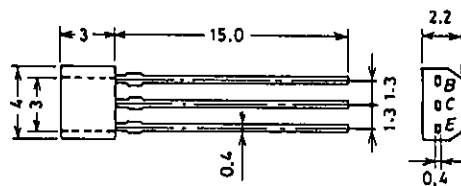
			min	typ	max	unit
Collector Cutoff Current	I _{CB0}	V _{CB} =(-)60V, I _E =0			(-)100	nA
Emitter Cutoff Current	I _{EBO}	V _{EB} =(-)8V, I _C =0			(-)100	nA
DC Current Gain	h _{FE} (1)	V _{CE} =(-)2V, I _C =(-)10mA	5000			
		V _{CE} =(-)2V, I _C =(-)100mA	4000			
	h _{FE} (2)		(3000)			
C-E Saturation Voltage	V _{CE(sat)}	I _C =(-)100mA, I _B =(-)100μA	(-)0.9	(-)1.5		V
B-E Saturation Voltage	V _{BE(sat)}	I _C =(-)100mA, I _B =(-)100μA	(-)1.5	(-)2.0		V
C-B Breakdown Voltage	V _{(BR)CBO}	I _C =(-)10μA, I _E =0	(-)80			V
C-E Breakdown Voltage	V _{(BR)CEO}	I _C =(-)1mA, R _{BE} =∞	(-)50			V
E-B Breakdown Voltage	V _{(BR)EBO}	I _E =(-)10μA, I _C =0	(-)10			V

Electrical Connection



(For NPN, the polarity is reversed.)

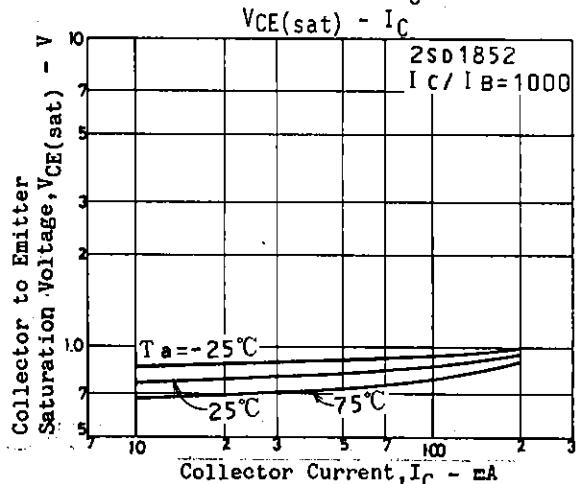
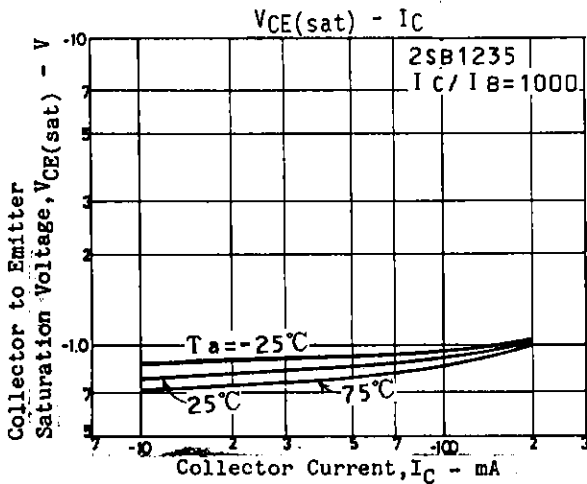
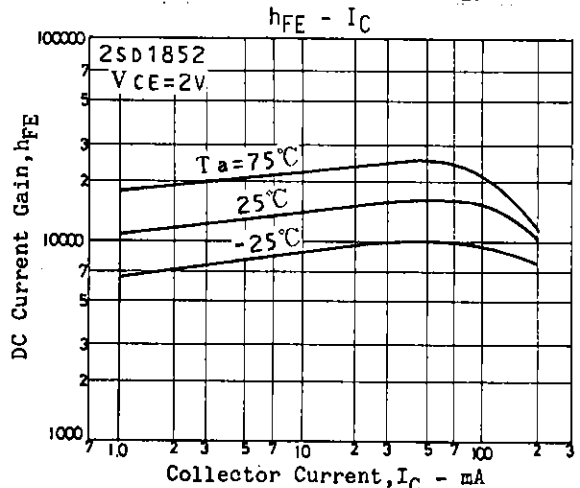
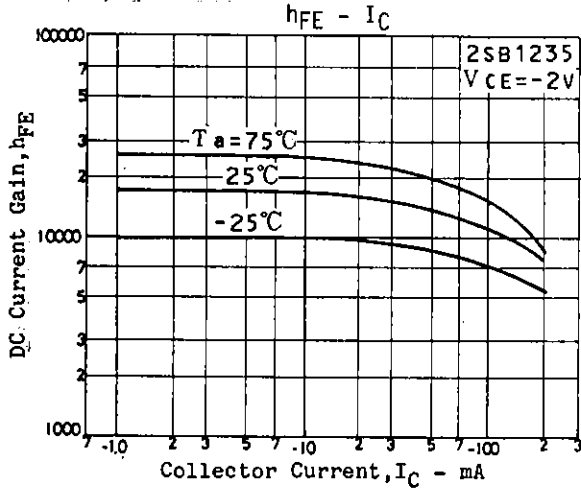
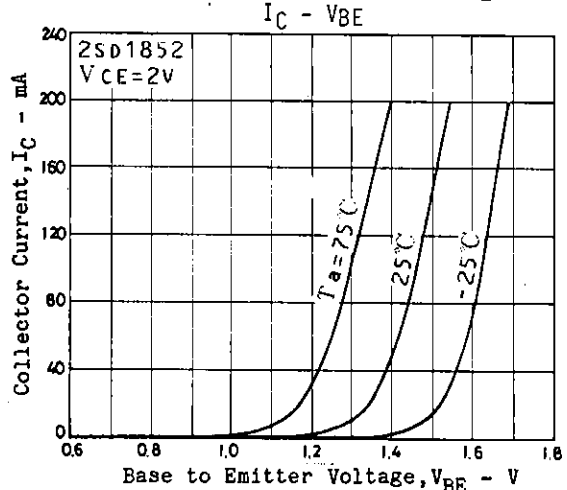
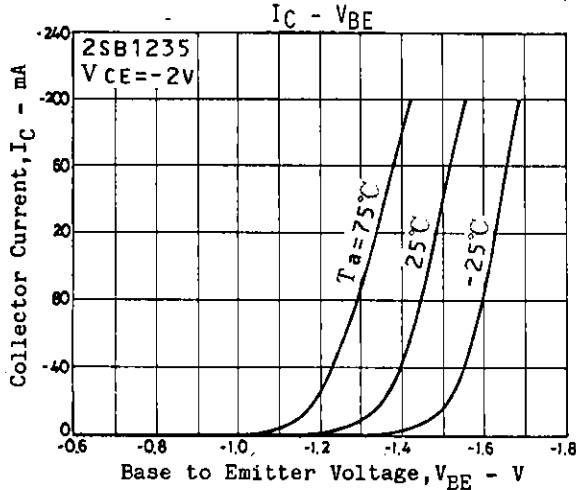
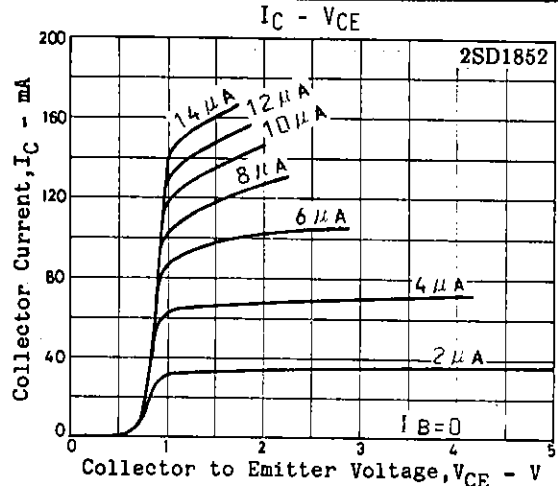
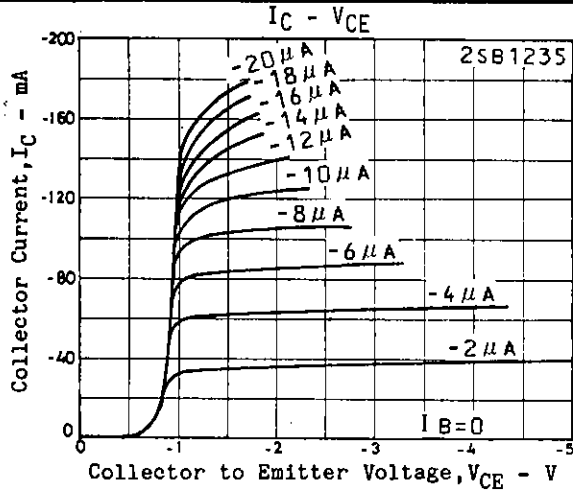
Package Dimensions 2033 (unit: mm)

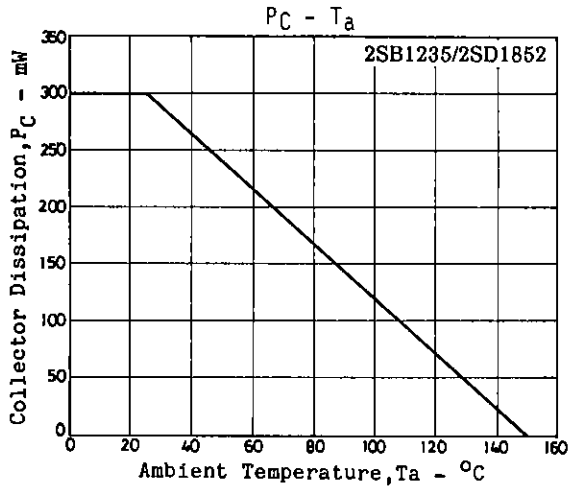
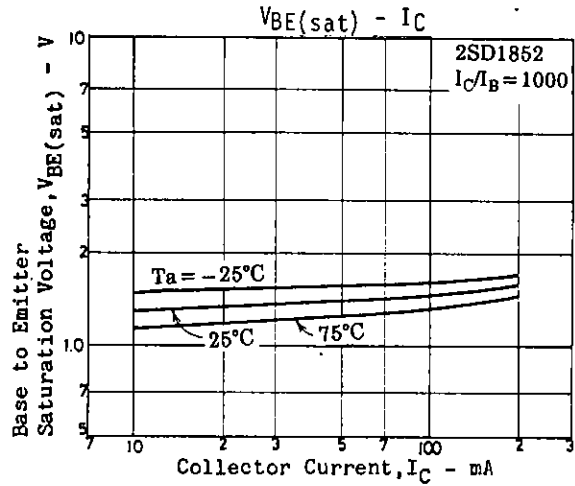
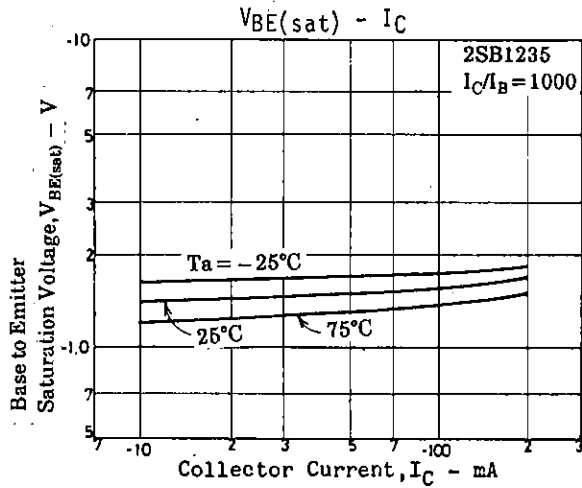


B: Base
C: Collector
E: Emitter

SANYO: SPA

2SB1235/2SD1852





- No products described or contained herein are intended for use in surgical implants, life-support systems, aerospace equipment, nuclear power control systems, vehicles, disaster/crime-prevention equipment and the like, the failure of which may directly or indirectly cause injury, death or property loss.
- Anyone purchasing any products described or contained herein for an above-mentioned use shall:
 - ① Accept full responsibility and indemnify and defend SANYO ELECTRIC CO., LTD., its affiliates, subsidiaries and distributors and all their officers and employees, jointly and severally, against any and all claims and litigation and all damages, cost and expenses associated with such use;
 - ② Not impose any responsibility for any fault or negligence which may be cited in any such claim or litigation on SANYO ELECTRIC CO., LTD., its affiliates, subsidiaries and distributors or any of their officers and employees jointly or severally.
- Information (including circuit diagrams and circuit parameters) herein is for example only; it is not guaranteed for volume production. SANYO believes information herein is accurate and reliable, but no guarantees are made or implied regarding its use or any infringements of intellectual property rights or other rights of third parties.