

Major Ratings and Characteristics

Characteristics	Values	Units
$I_{F(AV)}$ Rectangular waveform (Per Device)	60	A
I_{FRM} @ $T_C = 113^\circ\text{C}$ (Per Leg)	60	A
V_{RRM}	45	V
I_{FSM} @ $t_p = 5 \mu\text{s}$ sine	1500	A
V_F @ $30 \text{ A pk}, T_J = 125^\circ\text{C}$	0.53	V
T_J range	-65 to 150	$^\circ\text{C}$

Description/Features

This center tap Schottky rectifier has been optimized for low reverse leakage at high temperature. The proprietary barrier technology allows for reliable operation up to 150°C junction temperature. Typical applications are in switching power supplies, converters, free-wheeling diodes, and reverse battery protection.

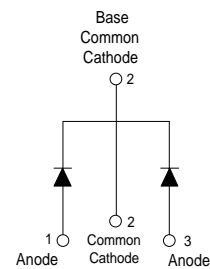
- 150°C T_J operation
- Center tap TO-220 package
- Low forward voltage drop
- High purity, high temperature epoxy encapsulation for enhanced mechanical strength and moisture resistance
- High frequency operation
- Guard ring for enhanced ruggedness and long term reliability

Case Styles

60CTQ045



TO-220



Voltage Ratings

Parameters	60CTQ045
V_R Max. DC Reverse Voltage (V)	45
V_{RWM} Max. Working Peak Reverse Voltage (V)	

Absolute Maximum Ratings

Parameters	Values	Units	Conditions
$I_{F(AV)}$ Max. Average Forward Current (Per Leg) (Per Device)	30	A	50% duty cycle @ $T_C = 113^\circ\text{C}$, rectangular wave form
	60		
I_{FRM} Peak Repetitive Forward Current (Per Leg)	60	A	Rated V_R , square wave, 20kHz $T_C = 113^\circ\text{C}$
I_{FSM} Max. Peak One Cycle Non-Repetitive Surge Current (Per Leg)	1500	A	Following any rated load condition and with rated V_{RRM} applied
	300		
E_{AS} Non-Repetitive Avalanche Energy (Per Leg)	20	mJ	$T_J = 25^\circ\text{C}$, $I_{AS} = 3\text{Amps}$, $L = 4.40\text{mH}$
I_{AR} Repetitive Avalanche Current (Per Leg)	3	A	Current decaying linearly to zero in 1 μsec Frequency limited by T_J max. $V_A = 1.5 \times V_R$ typical

Electrical Specifications

Parameters	Typ.	Max.	Units	Conditions
V_{FM} Max. Forward Voltage Drop (1)	0.51	0.56	V	@ 30A $T_J = 25^\circ\text{C}$
	0.66	0.72	V	@ 60A
	0.48	0.53	V	@ 30A $T_J = 125^\circ\text{C}$
	0.68	0.75	V	@ 60A
I_{RM} Max. Instantaneous Reverse Current	0.33	2	mA	$T_J = 25^\circ\text{C}$ Rated DC voltage
	145	250	mA	$T_J = 125^\circ\text{C}$
C_T Max. Junction Capacitance	2000		pF	$V_R = 5V_{DC}$ (test signal range 100Khz to 1Mhz) 25°C
L_S Typical Series Inductance	8.0		nH	Measured from top of terminal to mounting plane
dv/dt Max. Voltage Rate of Change (Rated V_R)	10000		V/ μs	

(1) Pulse Width < 300 μs , Duty Cycle < 2%

Thermal-Mechanical Specifications

Parameters	Values	Units	Conditions
T_J Max. Junction Temperature Range	-65 to 150	$^\circ\text{C}$	
T_{stg} Max. Storage Temperature Range	-65 to 175	$^\circ\text{C}$	
R_{thJC} Max. Thermal Resistance Junction to Case (Per Leg)	1.2	$^\circ\text{C/W}$	DC operation
R_{thCS} Typical Thermal Resistance Case to Heatsink	0.50	$^\circ\text{C/W}$	Mounting surface, smooth and greased
wt Approximate Weight	2 (0.07)	g (oz.)	
T Mounting Torque	Min.	6 (5)	Kg-cm (lbf-in)
	Max.	12 (10)	

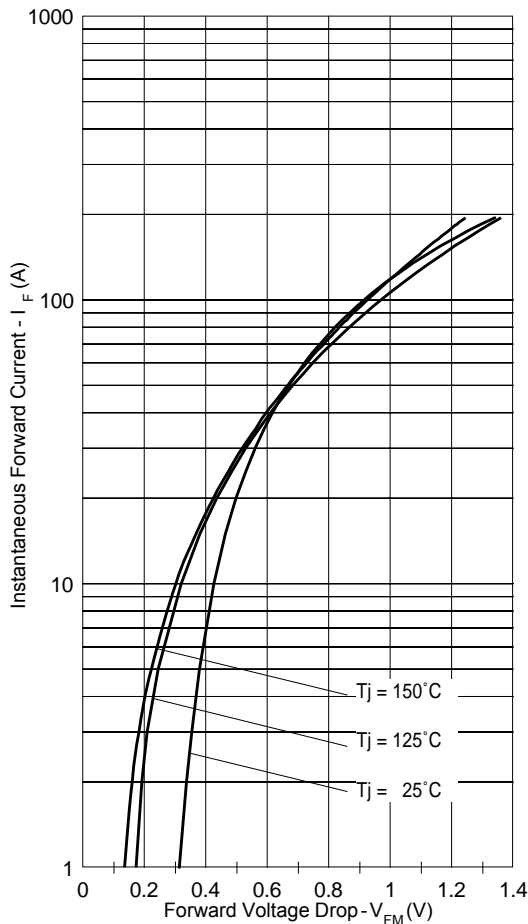


Fig. 1 - Maximum Forward Voltage Drop Characteristics

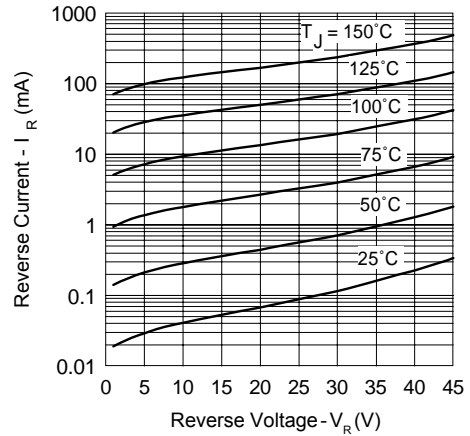


Fig. 2 - Typical Values of Reverse Current Vs. Reverse Voltage

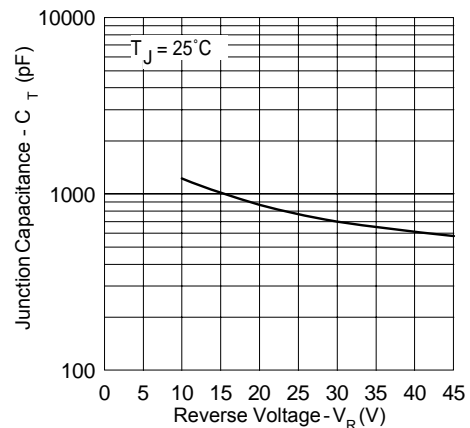


Fig. 3 - Typical Junction Capacitance Vs. Reverse Voltage

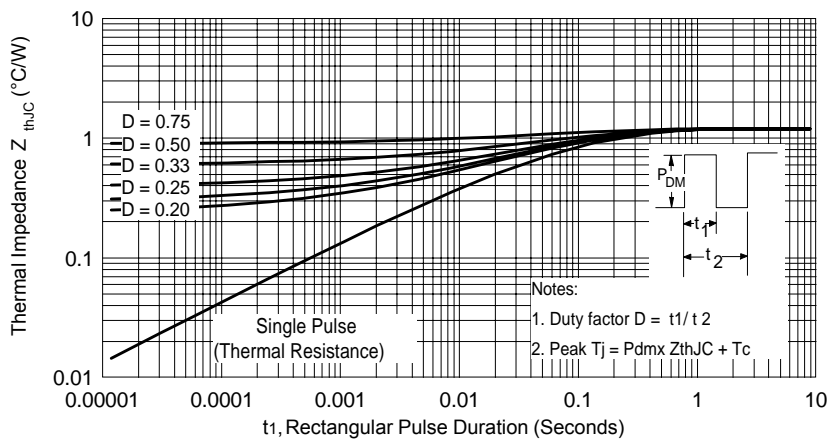


Fig. 4 - Max. Thermal Impedance Z_{thJC} Characteristics

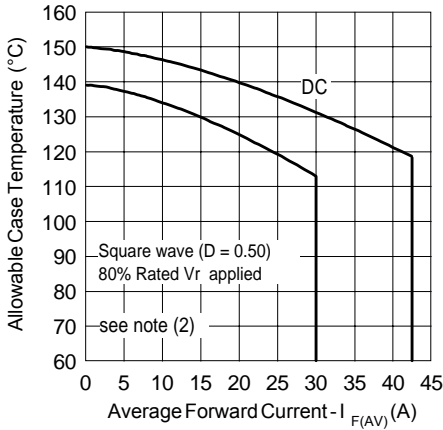


Fig. 5 - Max. Allowable Case Temperature Vs. Average Forward Current

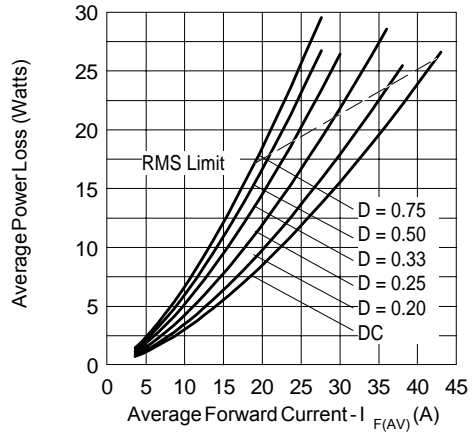


Fig. 6 - Forward Power Loss Characteristics

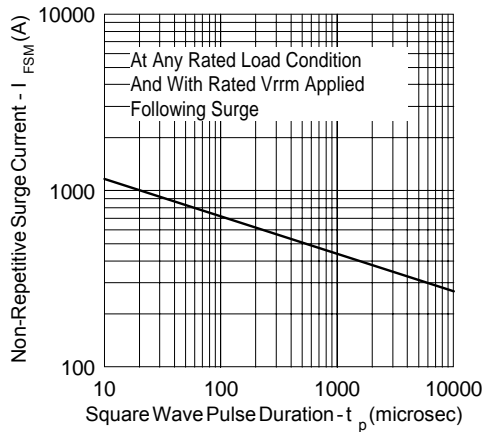
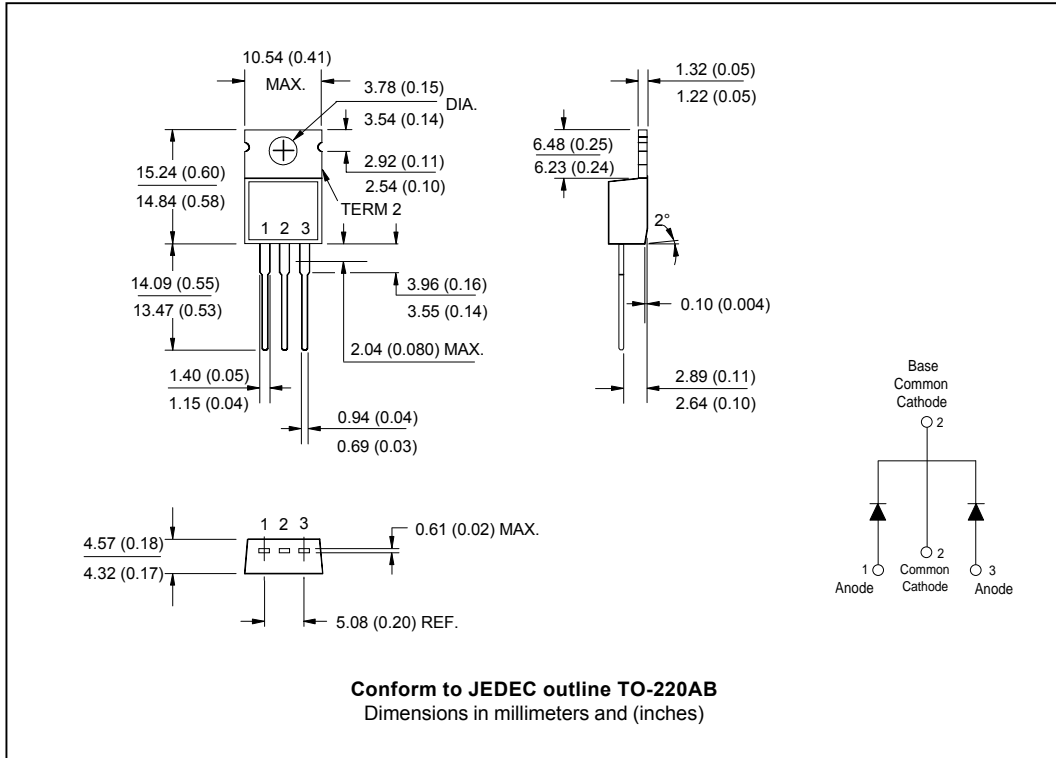


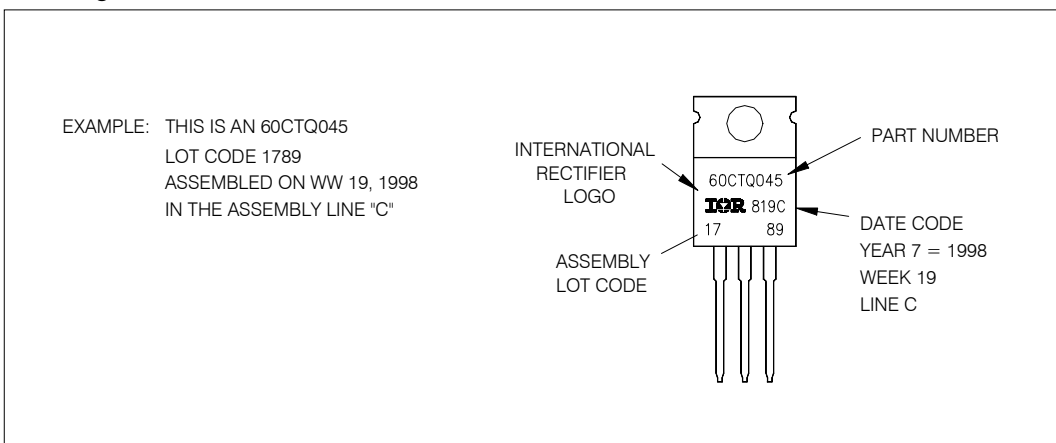
Fig. 7 - Max. Non-Repetitive Surge Current (Per Leg)

- (2) Formula used: $T_c = T_j - (Pd + Pd_{REV}) \times R_{thJC}$;
 $Pd = \text{Forward Power Loss} = I_{F(AV)} \times V_{FM} @ (I_{F(AV)} / D)$ (see Fig. 6);
 $Pd_{REV} = \text{Inverse Power Loss} = V_{R1} \times I_R (1 - D)$; $I_R @ V_{R1} = 80\% \text{ rated } V_R$

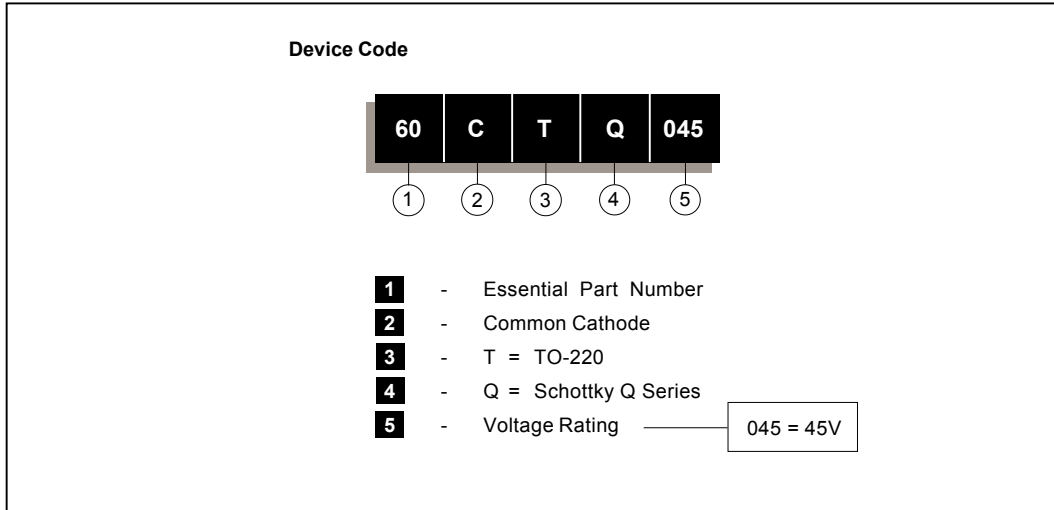
Outline Table



Marking Information



Ordering Information Table



Data and specifications subject to change without notice.
This product has been designed and qualified for Industrial Level.
Qualification Standards can be found on IR's Web site.