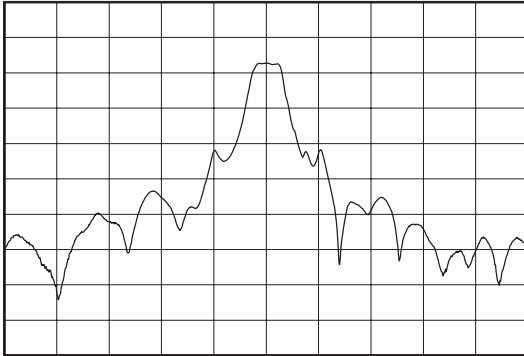
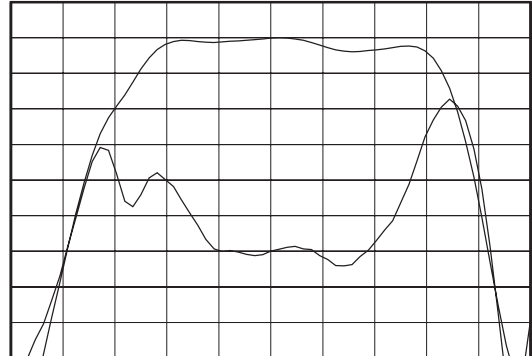


# Preliminary Specifications

## Typical Performance



Horizontal: 0.5 MHz/Div  
 Vertical: 10 dB/Div

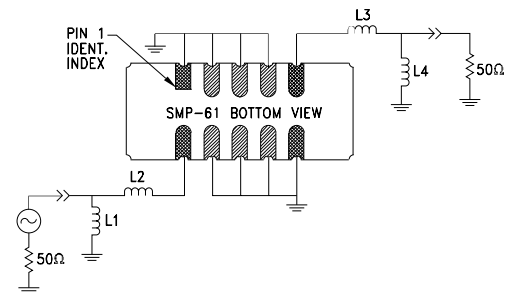
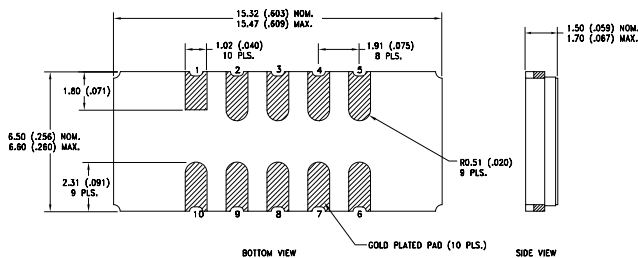


Horizontal: 40 KHz/Div  
 Vertical: 1 dB/Div  
 Vertical: 400 nsec/Div

## Specifications

Parameter	Unit	Minimum	Typical	Maximum
Center Frequency	MHz	-	71	-
Insertion Loss @ 71 MHz	dB	-	7.3	9
1.0 dB upper/lower frequency	MHz	71.08	70.90 / 70.13	70.92
3.0 dB lower/upper frequency	MHz	70.8	70.87 / 71.15	71.2
13.0 dB lower/upper frequency	MHz	70.7	70.80 / 71.22	71.3
23.0 dB lower/upper frequency	MHz	70.6	70.71 / 71.30	71.4
31.0 dB lower/upper frequency	MHz	70.3	70.45 / 71.58	71.7
35.0 dB lower/upper frequency	MHz	69.4	70.41 / 71.61	72.6
Amplitude Variation (70.92 MHz to 71.08 MHz)	dB	-	0.39	1
Group Delay	μsec	-	3.186	3.45
Group Delay Variation	nsec	-	890	1000
Rejection (36 to 65 MHz)	dB	40	62	-
Rejection (77 to 106 MHz)	dB	40	50	-
Substrate Material	-	-	Quartz	-
Operating Temperature Range	°C	0	+25	+70

**Package Outline**
**Matching Configuration**



L1 = 68 nH , L2 = 309 nH  
 L3 = 330 nH , L4 = 56 nH  
 Nominal Source/Load Impedance = 50 Ω  
 Package Style SMP-61

05/20/02