


THRU-HOLE RADIAL SHIELDED INDUCTORS

AISR-01, AISR-04



FEATURES:

- Ferrite shielded
- Lowest EMI Emission

OPTIONS:

- Bulk Packaging is standard
- Other tolerance available

APPLICATIONS:

- Electronic Appliances
- Band Pass Filters

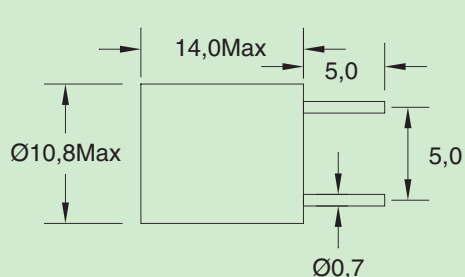
STANDARD SPECIFICATIONS:

Part Number AISR-01	L (mH)	R _{DC} Max (Ω)	I _{DC} Max (mA)
102J	1.0	3.4	90
122J	1.2	3.7	75
152J	1.5	4.0	70
182J	1.8	4.5	65
222J	2.2	5.2	60
272J	2.7	5.8	55
332J	3.3	6.1	50
392J	3.9	7.2	45
472J	4.7	7.5	40
562J	5.6	8.4	40
680J	6.8	9.7	35
772J	7.7	10.0	30
822J	8.2	10.4	30
103J	10	12.1	25
123J	12	13.0	25
153J	15	15.0	22
183J	18	17.0	22
223J	22	19.5	21
273J	27	22.0	18
333J	33	26.0	17
363J	36	27.0	16
393J	39	45.0	15
473J	47	52.0	13
563J	56	58.0	12
683J	68	67.0	11
104J	100	82.0	9
124J	120	97.0	8

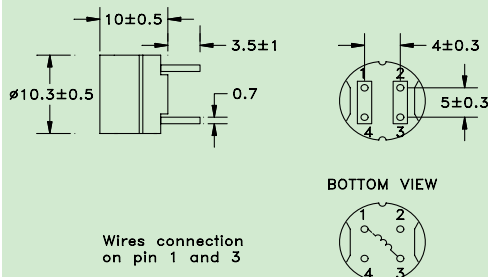
Part Number AISR-04	L (μH)	R _{DC} Max (Ω)	I _{DC} Max (A)
100M	10	0.023	3.9
120M	12	0.024	3.6
150M	15	0.036	3.2
180M	18	0.039	2.9
220M	22	0.042	2.6
270M	27	0.045	2.4
330L	33	0.057	2.1
390L	39	0.076	2.0
470L	47	0.10	1.8
560L	56	0.11	1.6
680L	68	0.15	1.5
820L	82	0.16	1.4
101L	100	0.19	1.2
121L	120	0.21	1.1
151L	150	0.23	1.0
181L	180	0.26	0.92
221L	220	0.29	0.83
271L	270	0.36	0.75
331L	330	0.51	0.68
391L	390	0.69	0.62
471L	470	0.98	0.57
561L	560	1.10	0.52
681L	680	1.20	0.47
821L	820	1.30	0.43
102L	1000	1.50	0.39

PHYSICAL CHARACTERISTICS:

AISR-01



AISR-04



TECHNICAL INFORMATION:

- Ordering Code: AISR-XXXX(size)-xxx(value)
- Tolerance: J=±5%, K=±10%, L=15%, M=±20%
- Letter suffix indicates standard tolerance
- Operating Temperature: -40°C to +85°C

Note: All specifications subject to change without notice.