

**Digital Attenuator, 31 dB, 5-Bit
DC - 2.0 GHz**

**AT-260
V5**

Features

- 1-dB Attenuation Steps to 31 dB
- Ultra Low DC Power Consumption
- Low Intermodulation Products: IP3 = 50 dBm
- SSOP-20 Plastic Package
- Tape and Reel Packaging Available
- Temperature Stability: ± 0.15 dB from -40°C to $+85^{\circ}\text{C}$

Description

M/A-COM's AT-260 is a 5-bit, 1-dB step GaAs MMIC digital attenuator in a low cost SSOP-20 surface mount plastic package. The AT-260 is ideally suited for use where high accuracy, fast switching, very low power consumption and low intermodulation products are required at a low cost.

Typical applications include radio and cellular equipment, wireless LANS, GPS equipment and other gain/level control circuits.

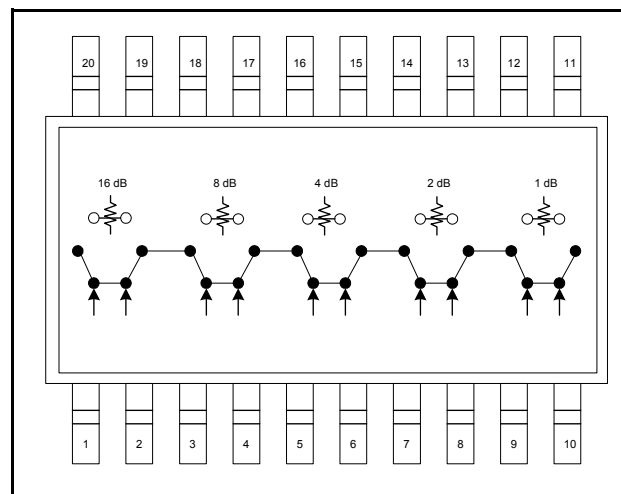
The AT-260 is fabricated with a monolithic GaAs MMIC using a mature 1-micron process. The process features full chip passivation for increased performance and reliability.

Ordering Information

Part Number	Package
AT-260	SSOP 20-Lead
AT-260TR	Forward Tape and Reel

Note: Reference Application Note M513 for reel size information.

Functional Schematic



Pin Configuration

Pin No.	Function	Pin No.	Function
1	VC1	11	RF1
2	$\overline{\text{VC1}}$	12	Ground
3	VC2	13	Ground
4	$\overline{\text{VC2}}$	14	Ground
5	VC3	15	Ground
6	$\overline{\text{VC3}}$	16	Ground
7	VC4	17	Ground
8	$\overline{\text{VC4}}$	18	Ground
9	No Connection	19	Ground
10	$\overline{\text{VC5}}$	20	RF2

Absolute Maximum Ratings ^{1,2}

Parameter	Absolute Maximum
Input Power: 0.05 GHz 0.5 - 2.0 GHz	+27 dBm +34 dBm
Control Voltage	+5V, -8.5V
Operating Temperature	-40°C to $+85^{\circ}\text{C}$
Storage Temperature	-65°C to $+150^{\circ}\text{C}$

1. Exceeding any one or combination of these limits may cause permanent damage to this device.
2. M/A-COM does not recommend sustained operation near these survivability limits.

**Digital Attenuator, 31 dB, 5-Bit
DC - 2.0 GHz**

**AT-260
V5**

Electrical Specifications: $T_A = 25^\circ\text{C}$, $Z_0 = 50 \Omega$

Parameter	Test Conditions	Units	Min.	Typ.	Max.
Reference Insertion Loss	DC - 0.1 GHz	dB	—	1.6	1.8
	DC - 0.5 GHz	dB	—	1.7	1.9
	DC - 1.0 GHz	dB	—	1.9	2.2
	DC - 2.0 GHz	dB	—	2.2	2.5
Attenuation Accuracy ³	DC - 1.0 GHz DC - 2.0 GHz	± (0.20 dB +3% of Atten Setting in dB) dB ± (0.30 dB +3% of Atten Setting in dB) dB			
VSWR	(Any state)	Ratio	—	1.5:1	—
Trise, Tfall	10% to 90% RF, 90% to 10% RF	nS	—	8	—
Ton, Toff	50% Control to 90% RF, 50% Control to 10% RF	nS	—	15	—
Transients	In Band	mV	—	2	—
1 dB Compression	Input Power	dBm	—	20	—
	0.05 GHz 0.5 - 2.0 GHz	dBm	—	27	—
IP ₂	0.05 GHz	dBm	—	45	—
	0.5 - 2.0 GHz Measured Relative to Input Power (for two-tone input power up to +5 dBm)	dBm	—	60	—
IP ₃	0.05 GHz	dBm	—	34	—
	0.5 - 2.0 GHz Measured Relative to Input Power (for two-tone input power up to +5 dBm)	dBm	—	50	—

3. Attenuation accuracy specifications apply with negative bias control and low inductance grounding.

Truth Table⁴

Control Inputs									Atten (dB)
$\overline{\text{VC5}}$	$\overline{\text{VC4}}$	VC4	$\overline{\text{VC3}}$	VC3	$\overline{\text{VC2}}$	VC2	$\overline{\text{VC1}}$	VC1	
1	1	0	1	0	1	0	1	0	Reference
0	1	0	1	0	1	0	1	0	1 dB
1	0	1	1	0	1	0	1	0	2 dB
1	1	0	0	1	1	0	1	0	4 dB
1	1	0	1	0	0	1	1	0	8 dB
1	1	0	1	0	1	0	0	1	16 dB
0	0	1	0	1	0	1	0	1	31 dB

4. 0 = Vin Low = 0 V = 0 to -0.2 V @ 20 μA maximum.
1 = Vin High = -5 V @ 20 μA typical to -8 V @ 200 μA maximum.

Handling Procedures

Please observe the following precautions to avoid damage:

Static Sensitivity

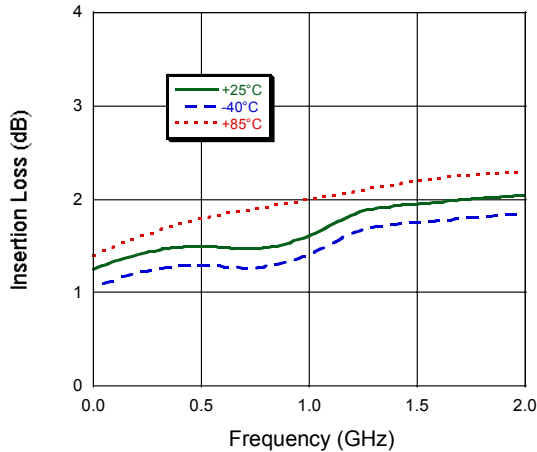
Gallium Arsenide Integrated Circuits are sensitive to electrostatic discharge (ESD) and can be damaged by static electricity. Proper ESD control techniques should be used when handling these devices.

**Digital Attenuator, 31 dB, 5-Bit
DC - 2.0 GHz**

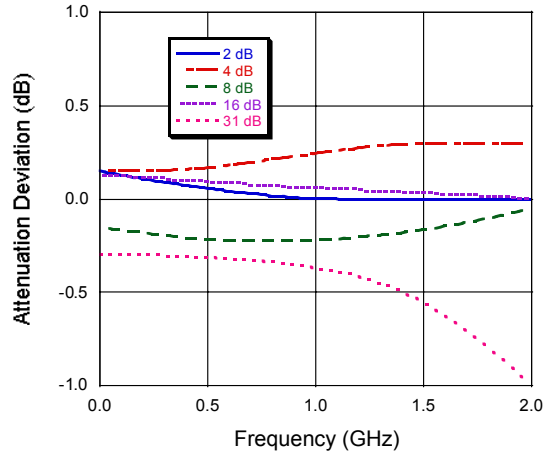
**AT-260
V5**

Typical Performance Curves

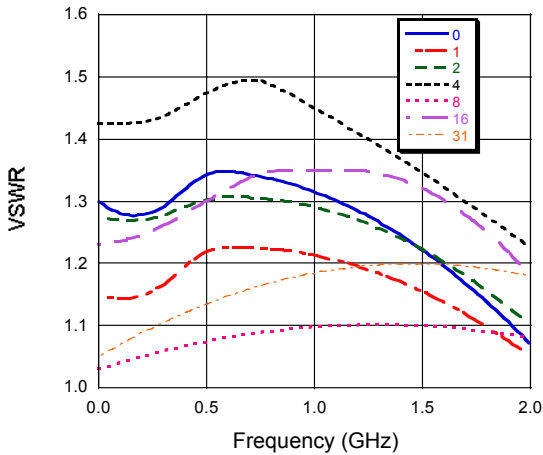
Insertion Loss



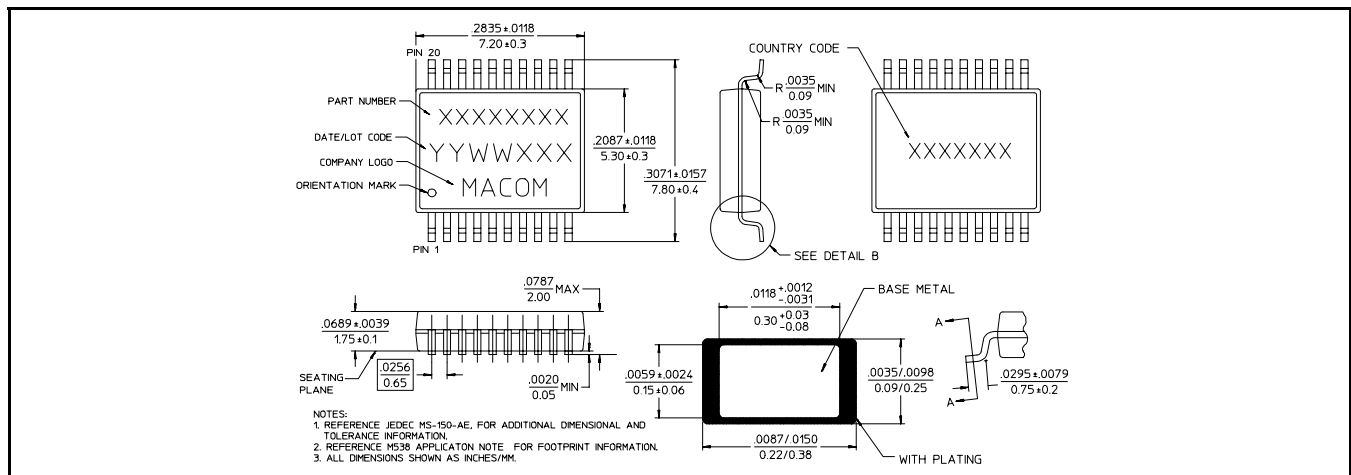
Attenuation Accuracy



VSWR



SSOP-20



M/A-COM Inc. and its affiliates reserve the right to make changes to the product(s) or information contained herein without notice. M/A-COM makes no warranty, representation or guarantee regarding the suitability of its products for any particular purpose, nor does M/A-COM assume any liability whatsoever arising out of the use or application of any product(s) or information.

- **North America** Tel: 800.366.2266 / Fax: 978.366.2266
- **Europe** Tel: 44.1908.574.200 / Fax: 44.1908.574.300
- **Asia/Pacific** Tel: 81.44.844.8296 / Fax: 81.44.844.8298

Visit www.macom.com for additional data sheets and product information.