



SAW Components

Data Sheet B3849





SAW Components

B3849

Low-Loss Filter

357,1 MHz

Data Sheet

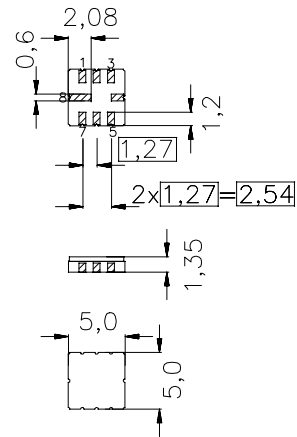
Ceramic package QCC8C

Features

- Low-loss IF filter for UMTS base stations
- 20 MHz usable bandwidth
- Constant group delay
- Ceramic SMD package

Terminals

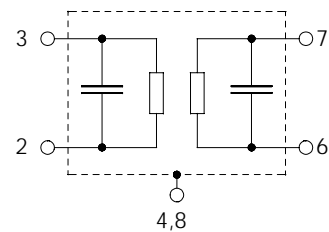
- Gold plated



Dimensions in mm, approx. weight 0,1 g

Pin configuration

- | | |
|------|----------------|
| 3 | Input |
| 2 | Input ground |
| 7 | Output |
| 6 | Output ground |
| 4, 8 | Case ground |
| 1, 5 | To be grounded |



Type	Ordering code	Marking and Package according to	Packing according to
B3849	B39361-B3849-U310	C61157-A7-A56	F61074-V8169-Z000

Electrostatic Sensitive Device (ESD)

Maximum ratings

Operable temperature range	T	-40 / +85	°C
Storage temperature range	T_{stg}	-40 / +85	°C
DC voltage	V_{DC}	0	V
Source power	P_s	10	dBm



SAW Components

B3849

Low-Loss Filter

357,1 MHz

Data Sheet

Characteristics

Operating temperature range: $T = -35 \dots 85 \text{ }^\circ\text{C}$
 Terminating source impedance: $Z_S = 50 \text{ } \Omega$ and matching network
 Terminating source impedance: $Z_S = 50 \text{ } \Omega$ and matching network
 Group delay aperture: 200 kHz

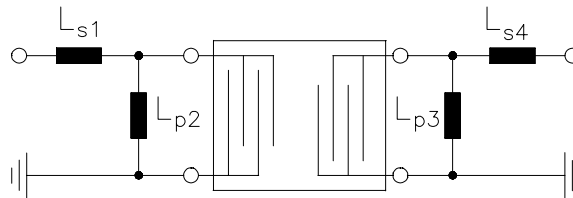
		min.	typ.	max.	
Nominal frequency	f_N	—	357,1	—	MHz
Minimum insertion attenuation	α_{\min}	—	9,7	11,0	dB
Amplitude ripple (p-p)	$\Delta\alpha$				
	347,1 ... 367,1 MHz	—	0,6	1,0	dB
Pass bandwidth					
	$\alpha_{\text{rel}} \leq 1,0 \text{ dB}$	$B_{1,0\text{dB}}$	—	32	— MHz
Relative attenuation (relative to α_{\min})	α_{rel}				
	1,0 ... 332,1 MHz	35	50	—	dB
	382,1 ... 1000,0 MHz	35	42	—	dB
Group delay ripple (p-p)	$\Delta\tau$				
	347,1 ... 367,1 MHz	—	25	70	ns
Absolute group delay	τ	—	0,5	0,6	μs
1 dB compression					
	347,1 ... 367,1 MHz	12	—	—	dBm
Input IP3					
	347,1 ... 367,1 MHz	32	—	—	dBm
Temperature coefficient of frequency	TC_f	—	- 87	—	ppm/K



Data Sheet

Matching network (element values may depend on pcb layout)

50 Ω unbalanced:



$$L_{s1} = 47 \text{ nH}$$

$$L_{p2} = 47 \text{ nH}$$

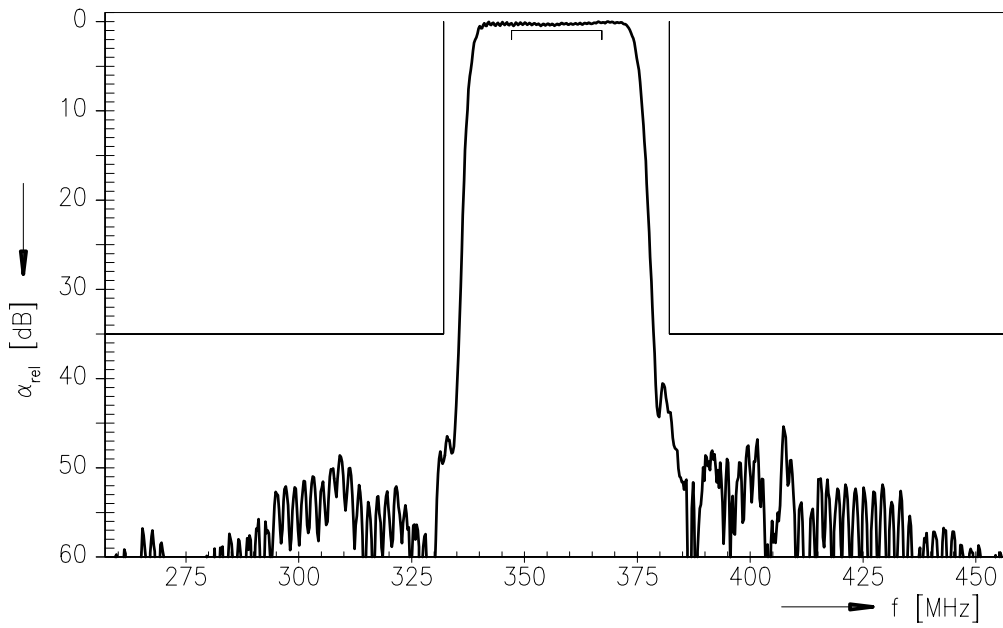
$$L_{p3} = 39 \text{ nH}$$

$$L_{s4} = 39 \text{ nH}$$

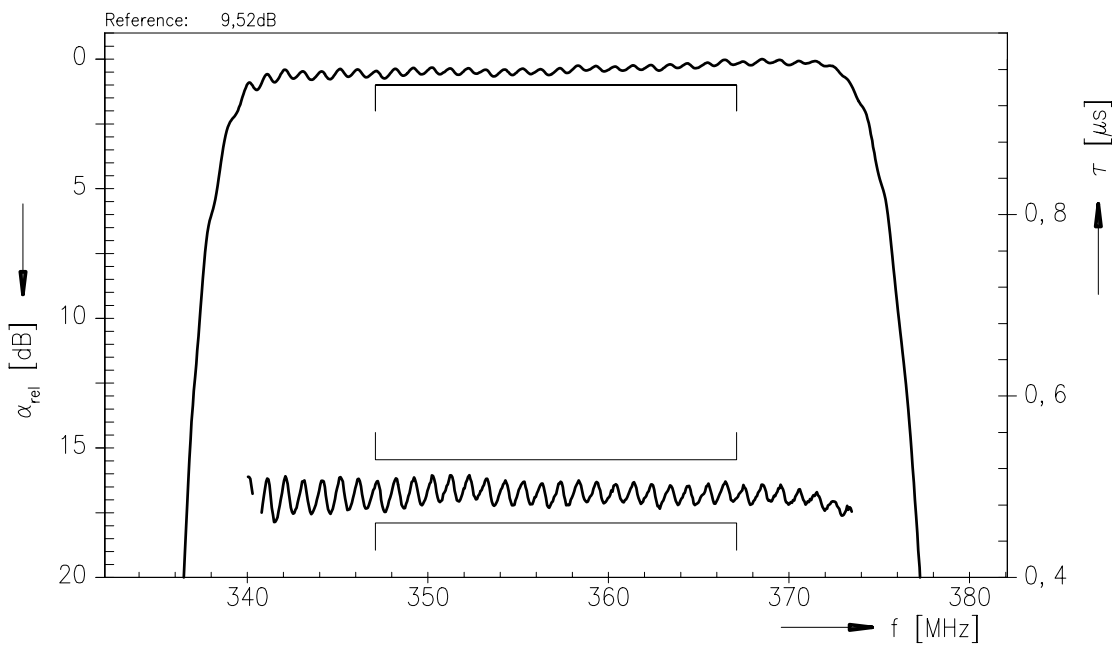


Data Sheet

Normalized frequency response



Normalized frequency response (pass band)





SAW Components

B3849

Low-Loss Filter

357,1 MHz

Data Sheet

Published by EPCOS AG

Surface Acoustic Wave Components Division, SAW MC IS

P.O. Box 80 17 09, 81617 Munich, GERMANY

© EPCOS AG 2002. Reproduction, publication and dissemination of this brochure and the information contained therein without EPCOS' prior express consent is prohibited.

Purchase orders are subject to the General Conditions for the Supply of Products and Services of the Electrical and Electronics Industry recommended by the ZVEI (German Electrical and Electronic Manufacturers' Association), unless otherwise agreed.

This brochure replaces the previous edition.

For questions on technology, prices and delivery please contact the Sales Offices of EPCOS AG or the international Representatives.

Due to technical requirements components may contain dangerous substances. For information on the type in question please also contact one of our Sales Offices.