



SAW Components

Data Sheet B4059





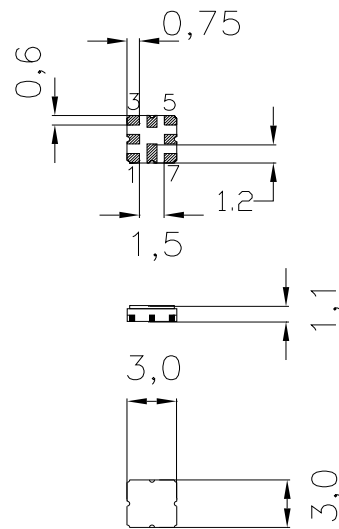
Features

- RF low-loss filter for GPS application
- Unbalanced to unbalanced operation
- High stop-band rejection
- Package for **Surface Mounted Technology (SMT)**
- Hermetically sealed ceramic package
- No matching network required for operation at 50 Ω
- Extended temperature range for automotive application

Terminals

- Ni, gold-plated

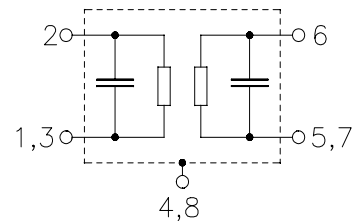
Ceramic package **QCC8D**



Dimensions in mm, approx. weight 0,037 g

Pin configuration

- 2 Input, unbalanced
- 6 Output, unbalanced
- 1, 3, 4, 5, 7, 8 To be grounded
- 4, 8 Case ground



Type	Ordering code	Marking and Package according to	Packing according to
B4059	B39162-B4059-U810	C61157-A7-A68	F61074-V8089-Z000

Electrostatic Sensitive Device (ESD)

Maximum ratings

Operable temperature range	T	- 40 / +105	°C	
Storage temperature range	T_{stg}	- 40 / +105	°C	
DC voltage	V_{DC}	0	V	
Source power	P_S	0	dBm	source impedance 50 Ω



SAW Components

B4059

Low Loss Filter for Automotive Telematics

1575,42 MHz

Data Sheet



Characteristics

Operating temperature range: $T = -40\text{ °C to }+85\text{ °C}$
 Terminating source impedance: $Z_S = 50\ \Omega$
 Terminating load impedance: $Z_L = 50\ \Omega$

		min.	typ.	max.	
Center frequency	f_C	—	1575,42	—	MHz
Maximum insertion attenuation	α_{max}				
	1574,22 ... 1576,62 MHz	—	2,8	3,5	dB
Amplitude ripple (p-p)	$\Delta\alpha$				
	1574,22 ... 1576,62 MHz	—	0,9	1,5	dB
Attenuation	α				
	0,00 ... 1425,00 MHz	50	55	—	dB
	1425,00 ... 1525,00 MHz	33	36	—	dB
	1525,00 ... 1535,42 MHz	45	48	—	dB
	1615,00 ... 1625,00 MHz	30	37	—	dB
	1625,00 ... 2200,00 MHz	40	45	—	dB
	2200,00 ... 4000,00 MHz	30	38	—	dB



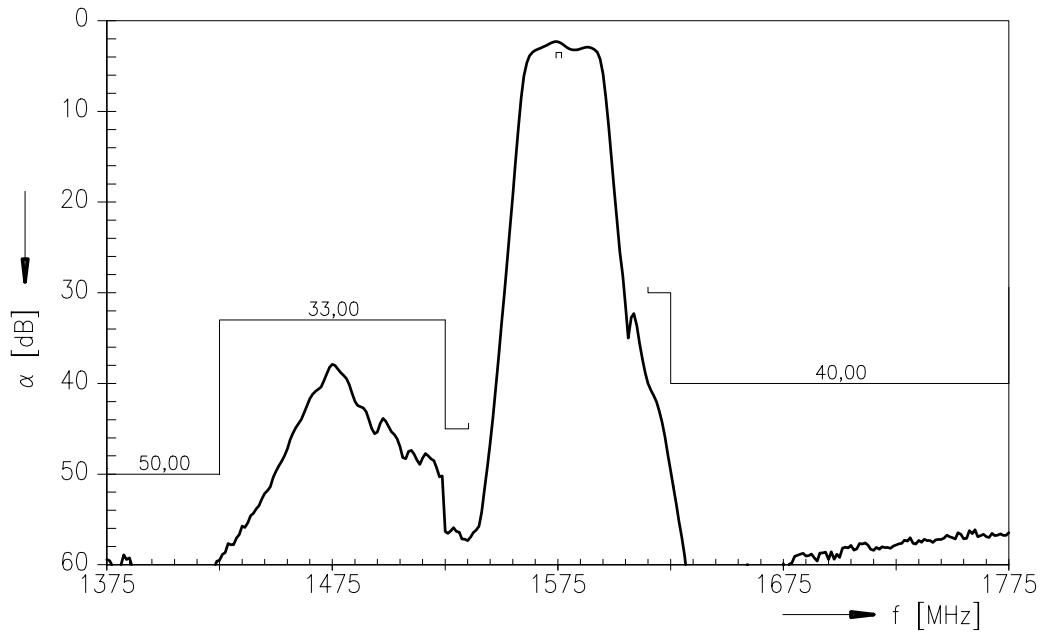
Characteristics

Operating temperature range: $T = -40\text{ °C to }+105\text{ °C}$
 Terminating source impedance: $Z_S = 50\ \Omega$
 Terminating load impedance: $Z_L = 50\ \Omega$

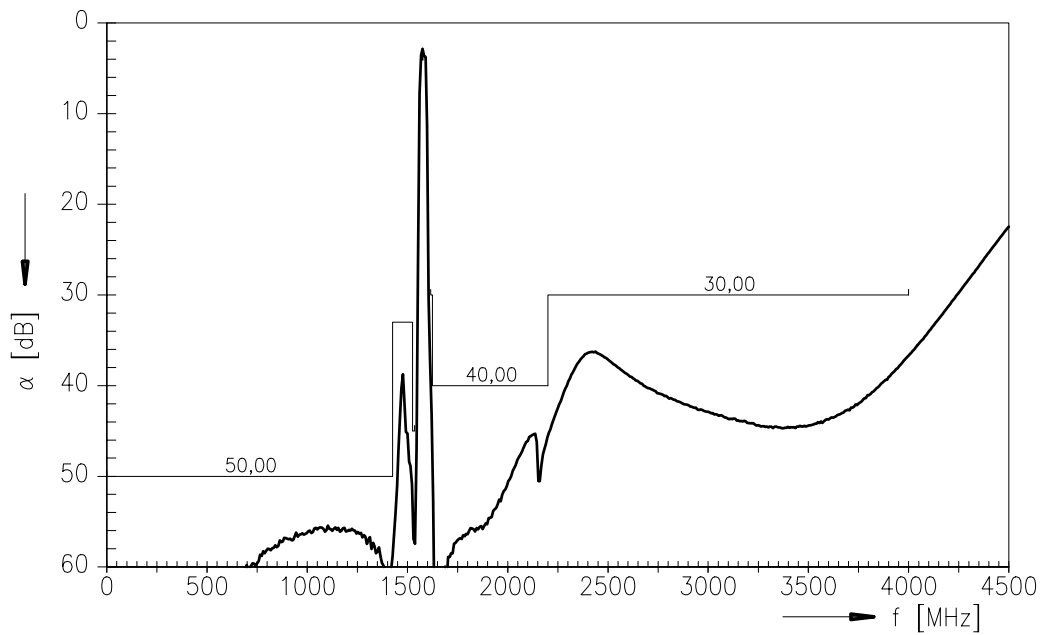
		min.	typ.	max.	
Center frequency	f_C	—	1575,42	—	MHz
Maximum insertion attenuation	α_{max}				
	1574,22 ... 1576,62 MHz	—	2,8	3,7	dB
Amplitude ripple (p-p)	$\Delta\alpha$				
	1574,22 ... 1576,62 MHz	—	0,9	1,5	dB
Attenuation	α				
	0,00 ... 1425,00 MHz	50	55	—	dB
	1425,00 ... 1525,00 MHz	33	36	—	dB
	1525,00 ... 1535,42 MHz	45	48	—	dB
	1615,00 ... 1625,00 MHz	30	37	—	dB
	1625,00 ... 2200,00 MHz	40	45	—	dB
	2200,00 ... 4000,00 MHz	30	38	—	dB



Transfer function



Transfer function (wide band)





SAW Components

B4059

Low Loss Filter for Automotive Telematics

1575,42 MHz

Data Sheet



Published by EPCOS AG

Surface Acoustic Wave Components Division, SAW CE AE PD

P.O. Box 80 17 09, D-81617 München

© EPCOS AG 2004. All Rights Reserved. Reproduction, publication and dissemination of this brochure and the information contained therein without EPCOS' prior express consent is prohibited.

The information contained in this brochure describes the type of component and shall not be considered as guaranteed characteristics. Purchase orders are subject to the General Conditions for the Supply of Products and Services of the Electrical and Electronics Industry recommended by the ZVEI (German Electrical and Electronic Manufacturers' Association), unless otherwise agreed.

This brochure replaces the previous edition.

For questions on technology, prices and delivery please contact the Sales Offices of EPCOS AG or the international Representatives.

Due to technical requirements components may contain dangerous substances. For information on the type in question please also contact one of our Sales Offices.