



SAW Components

Data Sheet B4132





SAW Components

B4132

Low-Loss Filter for Mobile Communication

836,5 MHz

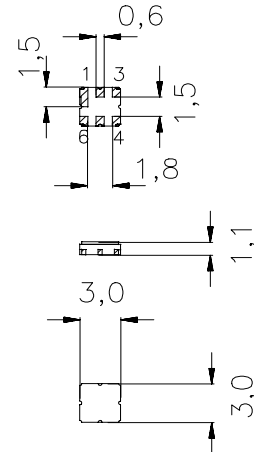
Data Sheet



Ceramic package **DCC6C**

Features

- Low-loss RF filter for mobile telephone AMPS systems, transmit path
- Usable passband 25 MHz
- No matching network required for operation at 50 Ω
- Package for **Surface Mounted Technology (SMT)**



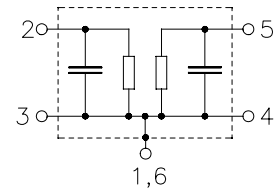
Terminals

- Ni, gold-plated

Dimensions in mm, approx. weight 0,037g

Pin configuration

- 2 Input
- 5 Output
- 1, 3, 4, 6 Ground, to be grounded



Type	Ordering code	Marking and Package according to	Packing according to
B4132	B39841-B4132-U410	C61157-A7-A67	F61074-V8088-Z000

Electrostatic Sensitive Device (ESD)

Maximum ratings

Operable temperature range	T	- 30 / + 85	°C	source impedance 50 Ω continous wave
Storage temperature range	T_{stg}	- 40 / + 85	°C	
DC voltage	V_{DC}	0	V	
Source power	P_s	7	dBm	



Characteristics

Operating temperature range: $T = +25^{\circ}\text{C}$
 Terminating source impedance: $Z_S = 50\ \Omega$
 Terminating load impedance: $Z_L = 50\ \Omega$

			min.	typ.	max.	
Center frequency	f_c		—	836,5	—	MHz
Maximum insertion attenuation	α_{\max}		—	2,7	3,0	dB
824,0 ... 849,0	MHz					
Amplitude ripple (p-p)	$\Delta\alpha$		—	1,7	2,0	dB
824,0 ... 849,0	MHz					
VSWR			—	1,78	1,92	
		824,0 ... 849,0				MHz
Attenuation	α					
		0,0 ... 750,0	30,0	34,0	—	dB
		750,0 ... 800,0	25,0	31,0	—	
		869,0 ... 894,0	40,0	44,0	—	
		894,0 ... 1004,0	36,0	40,0	—	
		1004,0 ... 1030,0	38,0	40,0	—	
		1030,0 ... 1209,0	36,0	39,0	—	
		1209,0 ... 1700,0	20,0	30,0	—	
		1700,0 ... 2200,0	15,0	22,0	—	



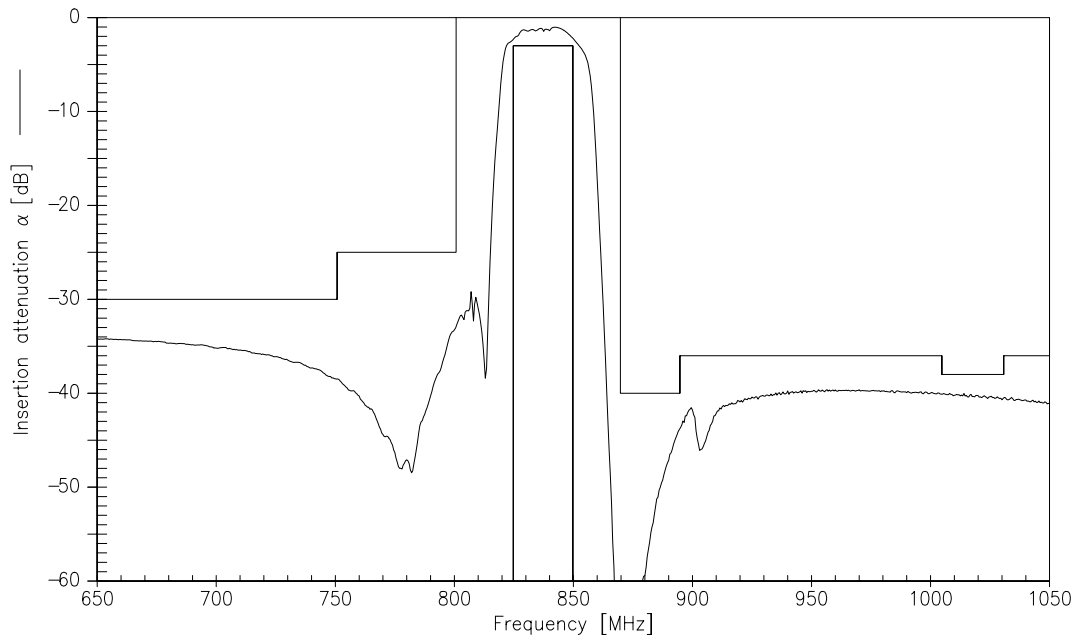
Characteristics

Operating temperature range: $T = -30$ to $+85^{\circ}\text{C}$
 Terminating source impedance: $Z_S = 50\ \Omega$
 Terminating load impedance: $Z_L = 50\ \Omega$

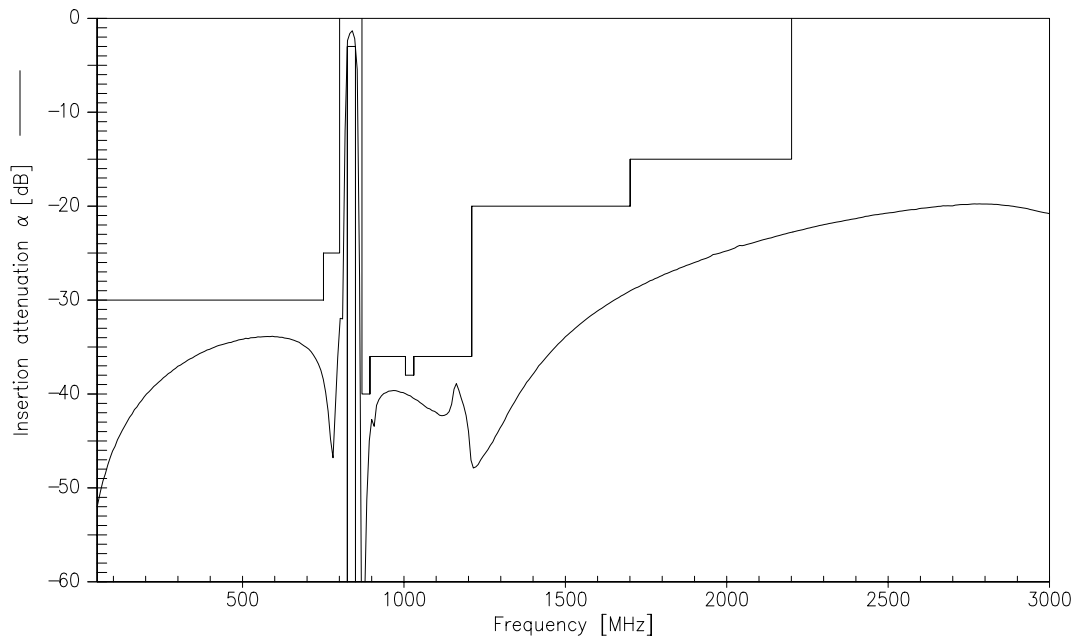
			min.	typ.	max.	
Center frequency	f_c		—	836,5	—	MHz
Maximum insertion attenuation	α_{\max}	824,0 ... 849,0 MHz	—	3,0	3,5	dB
Amplitude ripple (p-p)	$\Delta\alpha$	824,0 ... 849,0 MHz	—	2,0	2,5	dB
VSWR		824,0 ... 849,0 MHz	—	1,78	1,92	
Attenuation	α					
		0,0 ... 750,0 MHz	30,0	34,0	—	dB
		750,0 ... 800,0 MHz	25,0	31,0	—	dB
		869,0 ... 894,0 MHz	40,0	43,0	—	dB
		894,0 ... 1004,0 MHz	36,0	40,0	—	dB
		1004,0 ... 1030,0 MHz	38,0	40,0	—	dB
		1030,0 ... 1209,0 MHz	36,0	39,0	—	dB
		1209,0 ... 1700,0 MHz	20,0	30,0	—	dB
		1700,0 ... 2200,0 MHz	15,0	22,0	—	dB



Transfer function

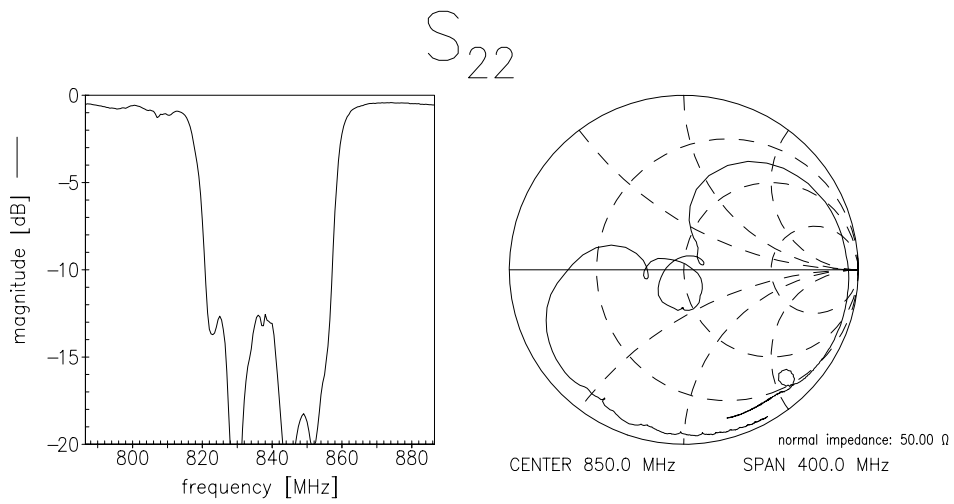
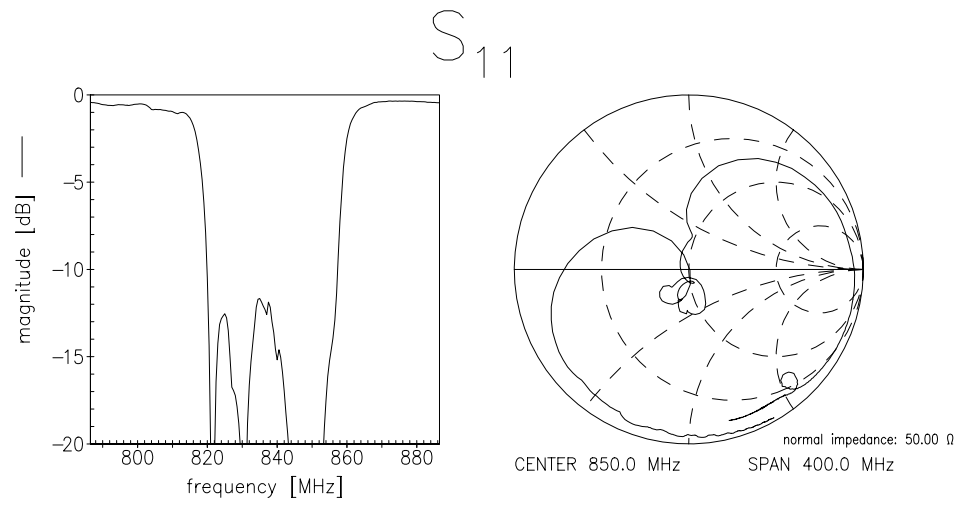


Transfer function (wideband)





Reflection functions





SAW Components

B4132

Low-Loss Filter for Mobile Communication

836,5 MHz

Data Sheet



Published by EPCOS AG

Surface Acoustic Wave Components Division, OFW E MF

P.O. Box 80 17 09, D-81617 München

© EPCOS AG 1999. All Rights Reserved.

As far as patents or other rights of third parties are concerned, liability is only assumed for components per se, not for applications, processes and circuits implemented within components or assemblies.

The information describes the type of component and shall not be considered as assured characteristics.

Terms of delivery and rights to change design reserved.

For questions on technology, prices and delivery please contact the sales offices of EPCOS AG or the international representatives.

Due to technical requirements components may contain dangerous substances. For information on the type in question please also contact one of our sales offices.