

BLFA064SECK-6V-N SUPER BRIGHT ORANGE
 BLFA064SECK-12V-N SUPER BRIGHT ORANGE
 BLFA064SECK-28V-N SUPER BRIGHT ORANGE

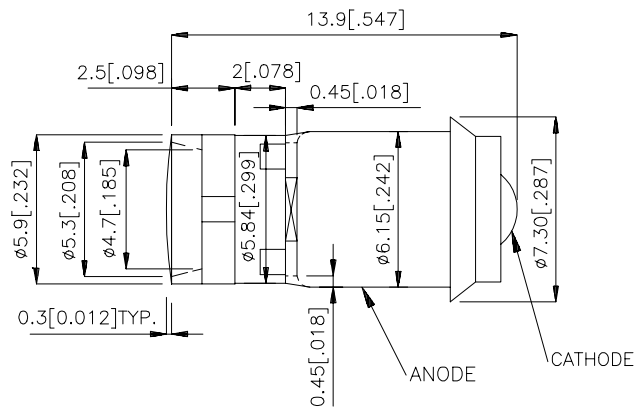
Features

- BUILT-IN CURRENT LIMITING RESISTOR FOR DIRECT APPLICATION OF DIFFERENT ACROSS CURRENT.
- LONG LIFE.
- LOW CURRENT, POWER SAVINGS.
- LOW MAINTENANCE.
- DIFFERENT COLOR AVAILABLE.
- SOLID STATE, HIGH VIBRATION RESISTANT.

Description

The Super Bright Orange source color devices are made with DH InGaAlP on GaAs substrate Light Emitting Diode.

Package Dimensions



Notes:

1. All dimensions are in millimeters (inches).
2. Tolerance is ± 0.25 (0.01") unless otherwise noted.
3. Lead spacing is measured where the lead emerge package.
4. Specifications are subject to change without notice.

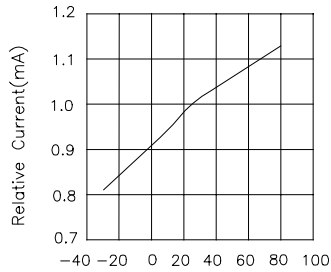
Selection Guide

Part No.	Circuit Rating Volts	Power (W) Typ.	Circuit Voltage		Current I_F (mA) Typ.	λD (nm)	Dice	Lens Type	Iv (mcd) V=6V, V=12V V=28V		Viewing Angle
			Min.	Max.					Min.	Typ.	
BLFA064SECK-6V-N	6V	0.12	5	8	20	601	SUPER BRIGHT ORANGE (InGaAlP)	WATER CLEAR	180	450	110°
BLFA064SECK-12V-N	12V	0.12	10	14	10						
BLFA064SECK-28V-N	28V	0.28	26	30							
Operating Temperature			- 30°C to +80°C								
Storage Temperature			- 40°C to +100°C								

Note:

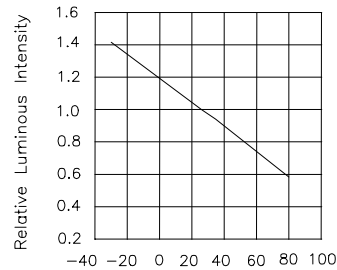
1. $\theta_{1/2}$ is the angle from optical centerline where the luminous intensity is 1/2 the optical centerline value.

Super Bright Orange BLFA064SECK-6V-N, BLFA064SECK-12V-N, BLFA064SECK-28V-N



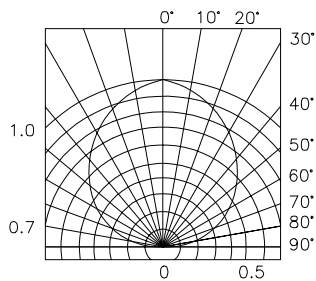
Ambient Temperature T_A (°C)

AMBIENT TEMPERATURE Vs.
RELATIVE CURRENT



Ambient Temperature T_A (°C)

AMBIENT TEMPERATURE Vs.
RELATIVE LUMINOUS INTENSITY



SPATIAL DISTRIBUTION