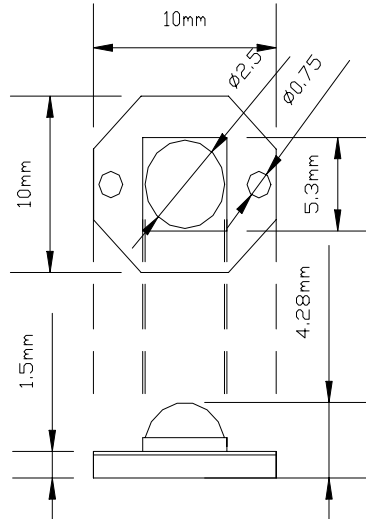


BriLux 1W Light Source

BTP-53XXCH-XX-XX



Package Dimension



Features

- Highest Lumen Per Watt
- Long Operational Life
- More Energy Efficient
- IC Compatible
- Low DC Voltage
- Superior ESD Protection
- Smallest Footprint

Applications

- Accent Lighting
- Automotive Exterior/Interior Light
- High Power Back Light
- Reading Light
- Marine/Miner's Lighting
- Portable Lighting

Tolerance: $\pm \frac{\text{inch}}{\text{mm}}$ Unit: $\pm \frac{0.01}{0.25}$

Optical Characteristics at $T_a=25^\circ\text{C}$

PART NUMBER	LED CHIP	Lens Color	Wavelength/CCT Range (nm/K)	Drive Voltage	Luminous Flux @350mA(1m)	VIEW ANGLE $2\theta_{1/2}$ (deg)
	MATERIAL		Min/Max	Typ.	Typ.	
BTP-53NRCH-XX-15	AllnGaP	Water Clear	620~635	2.85V	15 lm	60
BTP-53AMCH-XX-15	AllnGaP	Water Clear	600~620	2.85V	15 lm	60
BTP-53YECH-XX-15	AllnGaP	Water Clear	585~595	2.85V	15 lm	60
BTP-53DBCH-XX-05	AllnGaN	Water Clear	450~460	3.40V	5 lm	60
BTP-53BLCH-XX-06	AllnGaN	Water Clear	460~475	3.40V	6 lm	60
BTP-53GBCH-XX-08	AllnGaN	Water Clear	475~485	3.40V	8 lm	60
BTP-53BGCH-XX-15	AllnGaN	Water Clear	495~510	3.40V	15 lm	60
BTP-53GMCH-XX-20	AllnGaN	Water Clear	510~520	3.40V	20 lm	60
BTP-53PGCH-XX-25	AllnGaN	Water Clear	520~530	3.40V	25 lm	60
BTP-53WHCH-XX-20	AllnGaN	Water Clear	5000K~8000K	3.40V	20 lm	60



BriLux 1W Light Source

BTP-53XXCH-XX-XX

Absolute Maximum Ratings at $T_a=25^{\circ}\text{C}$

Parameter	White/Green/Cyan/Blue	Red/Amber/Yellow
Power Dissipation (mW)	1000	450
DC Forward Current (mA) ^[1]	350	150
Peak Pulsed Forward Current (mA)	500	300
Average Forward Current (mA)	350	150
Reverse Voltage (V)	5	5
Reverse Current (uA)	10	10
LED Junction Temperature ($^{\circ}\text{C}$)	120	120
Al-PCB Temperature ($^{\circ}\text{C}$) ^[3]	100	100
Storage Temperature ($^{\circ}\text{C}$)	-40 to +100	-40 to +100
Soldering Temperature ($^{\circ}\text{C}$) ^[4]	260 for 5 seconds max	260 for 5 seconds max

Application Notes:

1. Proper forward current must be observed to maintain the junction temperature below maximum rating
2. Although all products listed are class one ESD protection (+/- 1KV by HBM mode), care must be fully taken when handling products
3. Measured at back of aluminium PCB without additional heat sink. We recommend mounting BriLux light source directly to heat sink with fasteners for best performance.
4. Measured at contact terminals.
5. Specification is subjected to change without notice.



WARNING

This range of LEDs is produced with die having a high radiant flux. Care must be taken when viewing the product at close range as the light may be intense enough to cause damage to the human eye.

Note: Industry standard procedures regarding static must be observed when handling this product.

BriLux 1W Light Source

BTP-53XXCH-XX-XX

Typical Electro-Optical Characteristics Curves at $T_a=25^\circ\text{C}$
(Red/Yellow/Blue/Green)

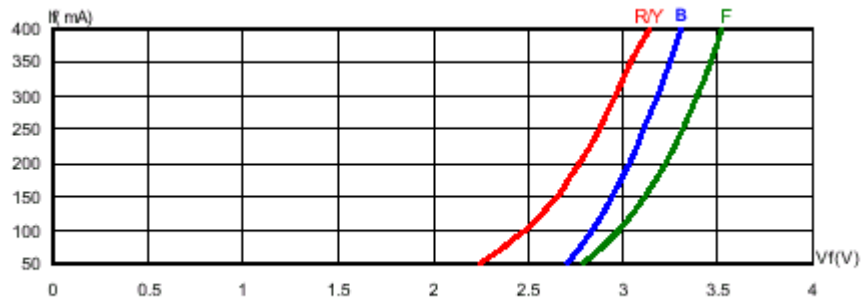


Fig.1 Forward Current vs. Forward Voltage

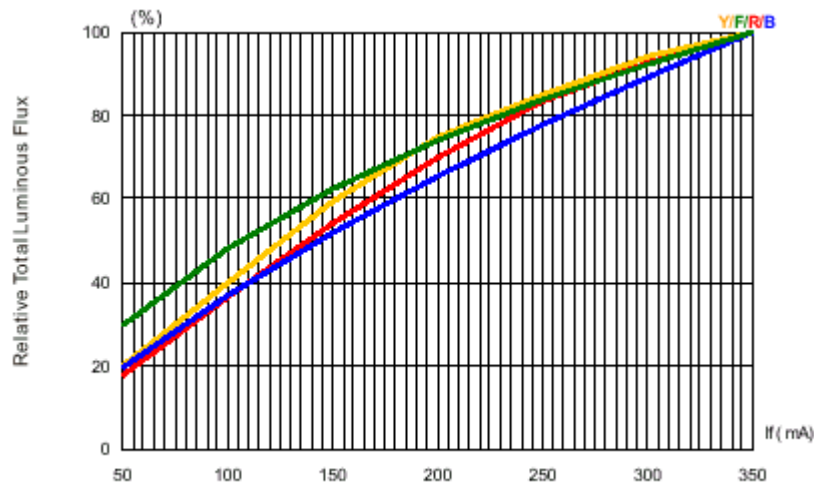
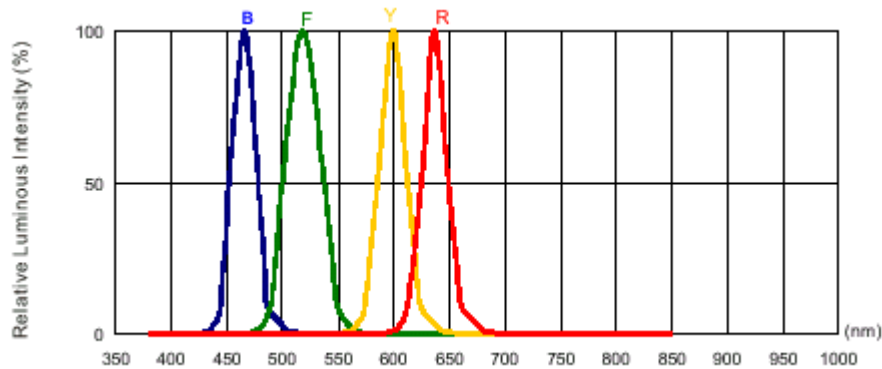


Fig.2 Luminous Flux vs. Forward Current



Typical Electro-Optical Characteristics Curves at $T_a=25^\circ\text{C}$ (White)

White BriLux



Fig.1 Forward Current vs. Forward Voltage

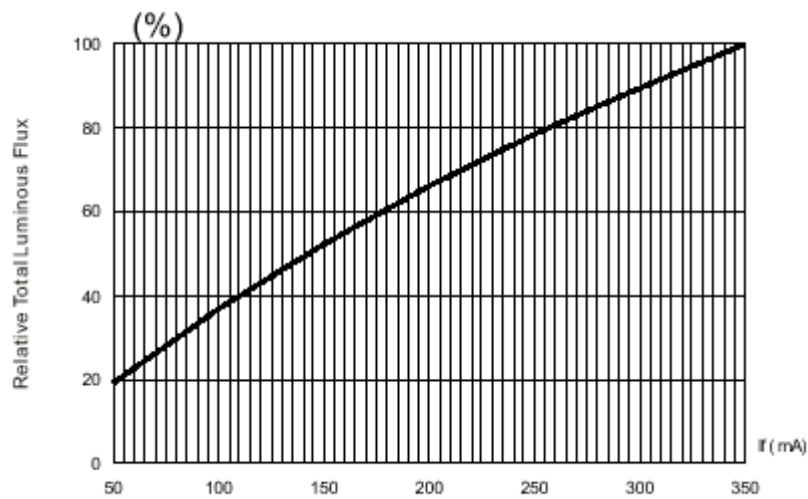


Fig.2 Luminous Flux vs. Forward Current

