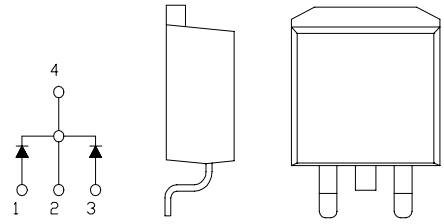


# FRD Type : C10T20F

## OUTLINE DRAWING

### FEATURES

- \* **SQUARE-PAK** TO263AB Case (SMD)  
Packaged in 24mm Tape and Reel
- \* Dual Diodes – Cathode Common
- \* Ultra – Fast Recovery
- \* Low Forward Voltage Drop
- \* High Surge Capability
- \* 200 Volts thru 600 Volts Types Available



### Maximum Ratings

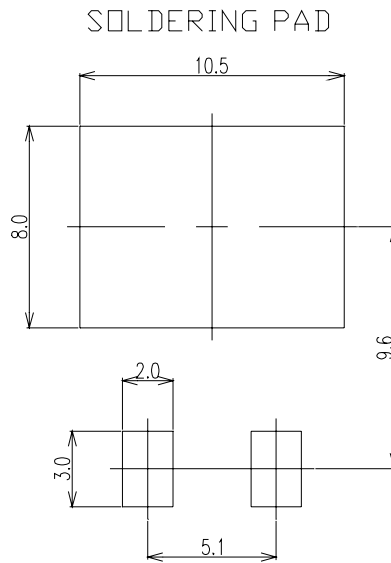
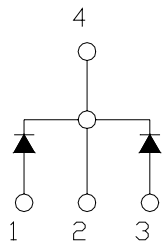
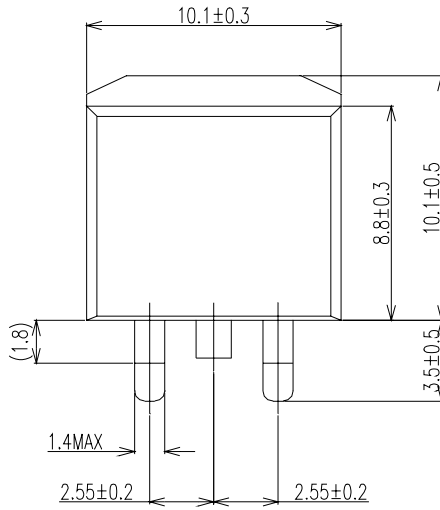
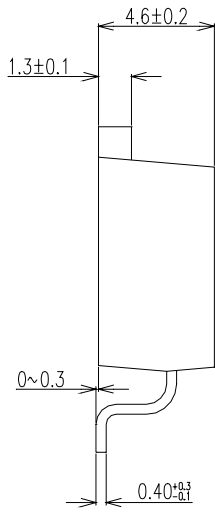
Approx Net Weight:1.4g

Rating	Symbol	C10T20F		Unit
Repetitive Peak Reverse Voltage	$V_{RRM}$	200		V
Non-repetitive Peak Reverse Voltage	$V_{RSM}$	220		V
Average Rectified Output Current	$I_O$	10	$T_c=117^\circ\text{C}$ 50 Hz, Full Sine Wave Resistive Load	A
RMS Forward Current	$I_{F(RMS)}$	11.1		A
Surge Forward Current	$I_{FSM}$	80	50 Hz Full Sine Wave, 1 cycle Non-repetitive	A
Operating Junction Temperature Range	$T_{jw}$	- 40 to + 150		$^\circ\text{C}$
Storage Temperature Range	$T_{stg}$	- 40 to + 150		$^\circ\text{C}$

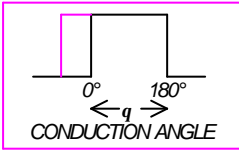
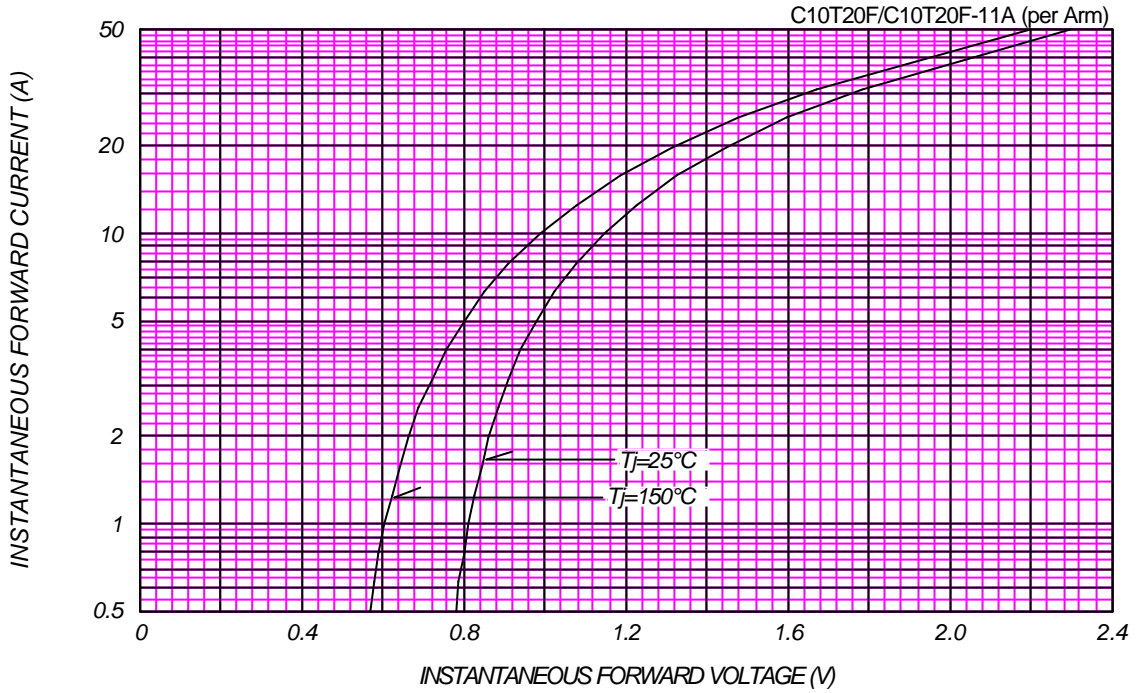
### Electrical • Thermal Characteristics

Characteristics	Symbol	Conditions	Min.	Typ.	Max.	Unit
Peak Reverse Current	$I_{RM}$	$T_j=25^\circ\text{C}, V_{RM}=V_{RRM}$ per Arm	-	-	20	$\mu\text{A}$
Peak Forward Voltage	$V_{FM}$	$T_j=25^\circ\text{C}, I_{FM}=5\text{A}$ per Arm	-	-	0.98	V
Reverse Recovery Time	$t_{rr}$	$I_{FM}=5\text{A}$ , $-di/dt=50\text{A}/\mu\text{s}$ , $T_a=25^\circ\text{C}$	-	-	35	ns
Thermal Resistance	$R_{th(j-c)}$	Junction to Case	-	-	3	$^\circ\text{C}/\text{W}$

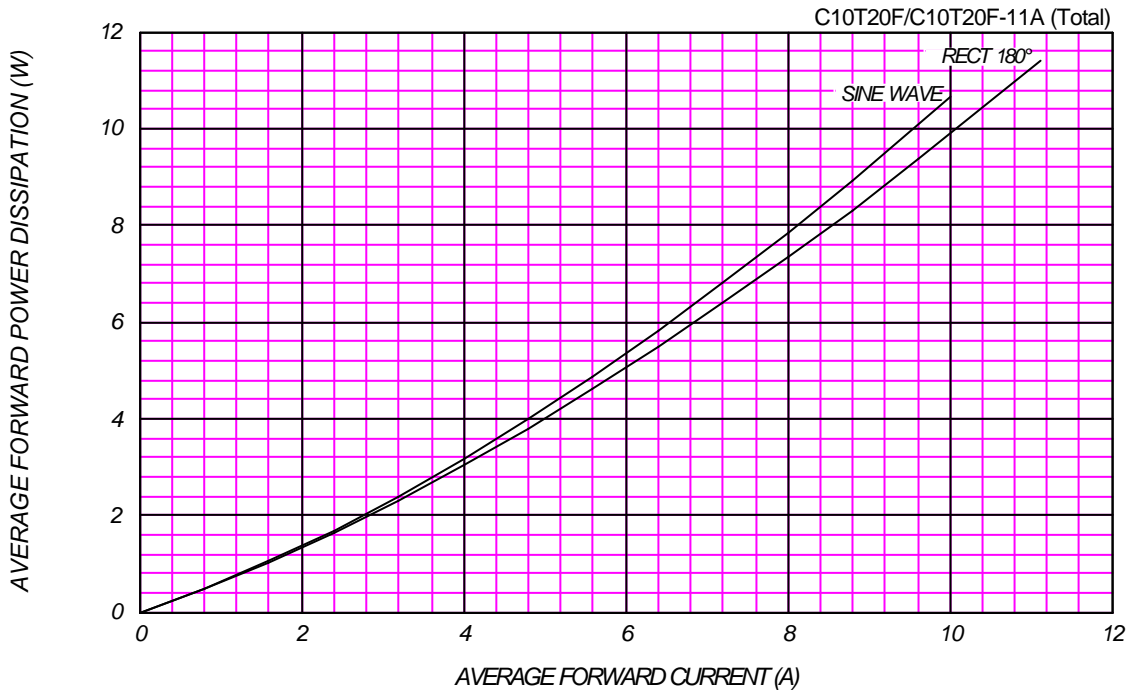
C10T20F OUTLINE DRAWING (Dimensions in mm)



FORWARD CURRENT VS. VOLTAGE

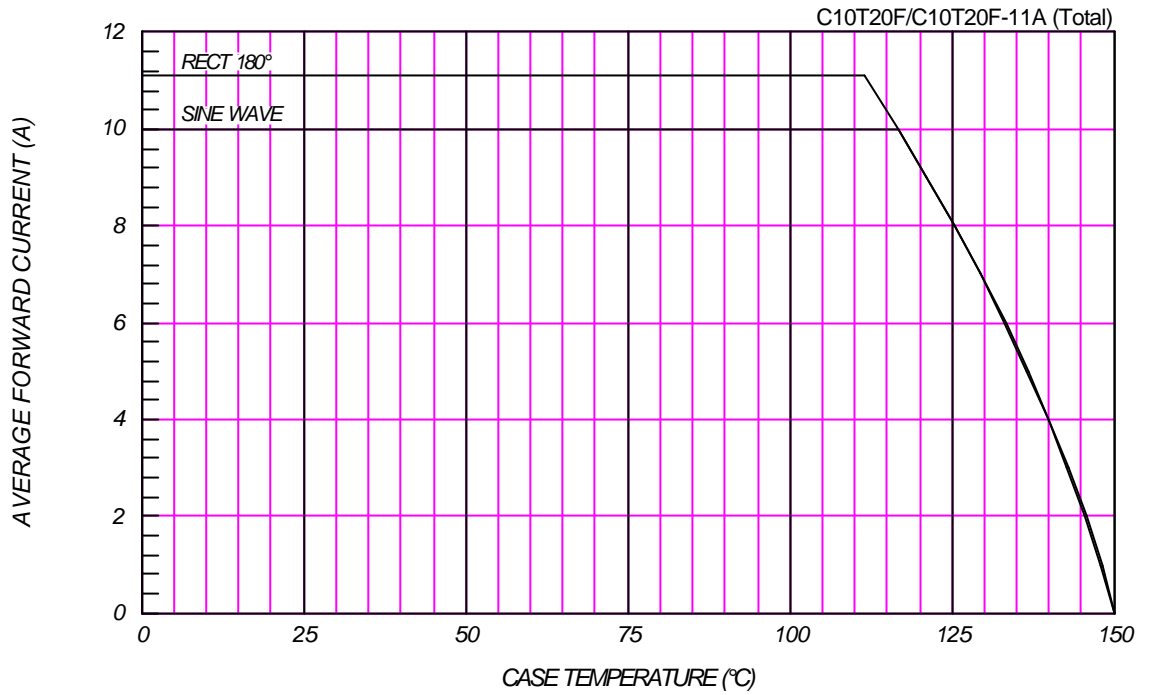


AVERAGE FORWARD POWER DISSIPATION





### AVERAGE FORWARD CURRENT VS. CASE TEMPERATURE



### SURGE CURRENT RATINGS

f=50Hz, Sine Wave, Non-Repetitive, No Load

