

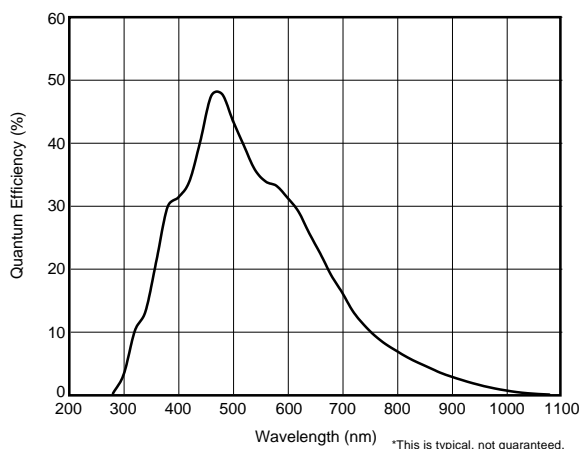
## 1/2-inch CCD Video Camera C5405-50/-51



▲ Shown with optional lens.

The C5405-50/-51 incorporates a next generation 1/2-inch CCD into a new compact B/W camera. Features of this model include high resolution, sensitivity, and S/N ratio. An electronic shutter function enables monitoring of moving objects.

[Spectral Response Characteristic]



### FEATURES

#### ● High Sensitivity

#### ● High S/N Ratio

C5405-50 : 60 dB(EIA)

C5405-51 : 58 dB(CCIR)

#### ● Small Readout Noise

#### ● High Resolution

C5405-50 : 570(H) × 485(V) TV Line(EIA)

C5405-51 : 560(H) × 575(V) TV Line(CCIR)

#### ● On-chip Integration

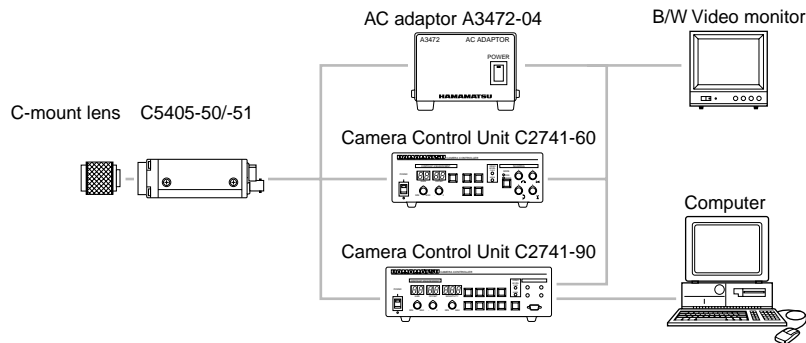
A dedicated camera control unit enables images to be accumulated on the CCD chip with improved sensitivity.

# SPECIFICATIONS

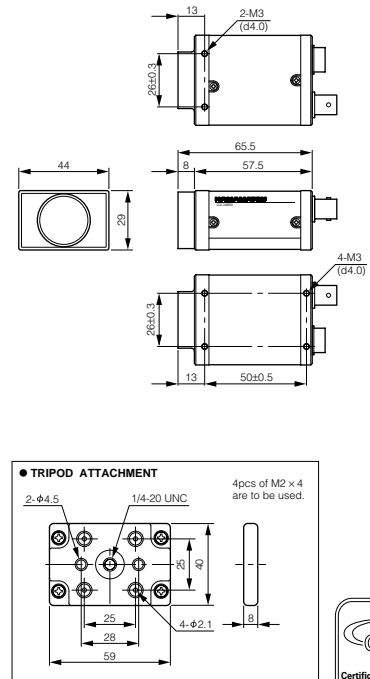
Type no.	C5405-50		C5405-51
Pickup device	1/2" Interline transfer CCD		
Scan type	Interrace scan		
Number of pixels	(H) × (V)	768 × 494	752 × 582
Cell size	(H × V) μm	8.4 × 9.8	8.6 × 8.3
Effective number of pixels		756 × 485	739 × 575
Resolution	(H × V) TV lines	570 × 485	560 × 575
Lens mount (F,B)	C-mount (17.526 mm)		
Sync system	EIA		CCIR
Internal sync	Yes		
External sync	HD/VD	Yes	
	SYNC	Yes	
	R.R.	Yes	
	Impedance	75 Ω (High)	
AGC	ON / OFF / Fixed		
Gamma	1 / 0.45		
Camera output	Video (HD / VD)		
Minimum sensitivity	0.3 lux, F1.4, (AGC = ON, γ = OFF)		
Power requirements	DC 12 V (12P)		
Power consumption	2.0 W		
Typical sensitivity	400 lux, F16 (2856 K)		
S/N ratio	60 dB		58 dB
Electronic shutter	Flickerless, 1/125 to 1/10,000 sec.		
On-chip integration	Yes		

## SYSTEM CONFIGURATION EXAMPLES

- The system can be configured to accommodate various applications, including image acquisition, image enhancement, image improvement, image measurement, and image filing.



## DIMENSIONAL OUTLINES (UNIT: mm)



(Weight: approx. 110g)



- ★ Product and software package names noted in this documentation are trademarks or registered trademarks of their respective manufacturers.
  - Subject to local technical requirements and regulations, availability of products included in this promotional material may vary. Please consult with our sales office.
  - Information furnished by HAMAMATSU is believed to be reliable. However, no responsibility is assumed for possible inaccuracies or omissions.
- Specifications and external appearance are subject to change without notice.

© 2001 Hamamatsu Photonics K.K.

# HAMAMATSU

Homepage Address <http://www.hamamatsu.com>

HAMAMATSU PHOTONICS K.K., Systems Division  
812 Joko-cho, Hamamatsu City, 431-3196, Japan, Telephone: (81)53-431-0124, Fax: (81)53-435-1574, E-mail: export@sys.hpk.co.jp

U.S.A. and Canada: Hamamatsu Photonic Systems: 360 Foothill Road, Bridgewater, N.J. 08807-0910, U.S.A., Telephone: (1)908-231-1116, Fax: (1)908-231-0852, E-mail: usa@hamamatsu.com

Germany: Hamamatsu Photonics Deutschland GmbH: Arzbergerstr. 10, D-82211 Herrsching am Ammersee, Germany, Telephone: (49)8152-375-0, Fax: (49)8152-2658, E-mail: info@hamamatsu.de

France: Hamamatsu Photonics France S.A.R.L.: 8, Rue du Saule Trapu, Parc du Moulin de Massy, 91882 Massy Cedex, France, Telephone: (33)1 69 53 71 00, Fax: (33)1 69 53 71 10, E-mail: info@hamamatsu.fr

United Kingdom: Hamamatsu Photonics UK Limited: 2 Howard Court, 10 Tewin Road, Welwyn Garden City, Hertfordshire, AL7 1BW, U.K., Telephone: (44) 1707-294888, Fax: (44) 1707-325777, E-mail: info@hamamatsu.co.uk

North Europe: Hamamatsu Photonics Norden AB: Smidesvägen 12, SE-171-41 Solna, Sweden, Telephone: (46)8-509-031-00, Fax: (46)8-509-031-01, E-mail: info@hamamatsu.se

Italy: Hamamatsu Photonics Italia S.R.L.: Strada della Mois, 1/E 20020 Arese (Milano), Italy, Telephone: (39)02-935 81 733, Fax: (39)02-935 81 741, E-mail: info@hamamatsu.it

Cat. No. SICS1078E02  
SEP/2001 HPK  
Created in Japan (PDF)