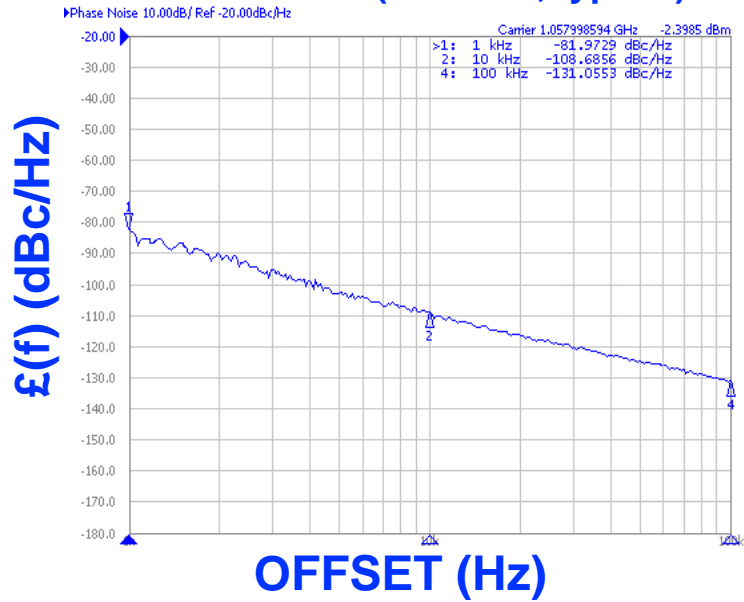


PHASE NOISE (1 Hz BW, typical)



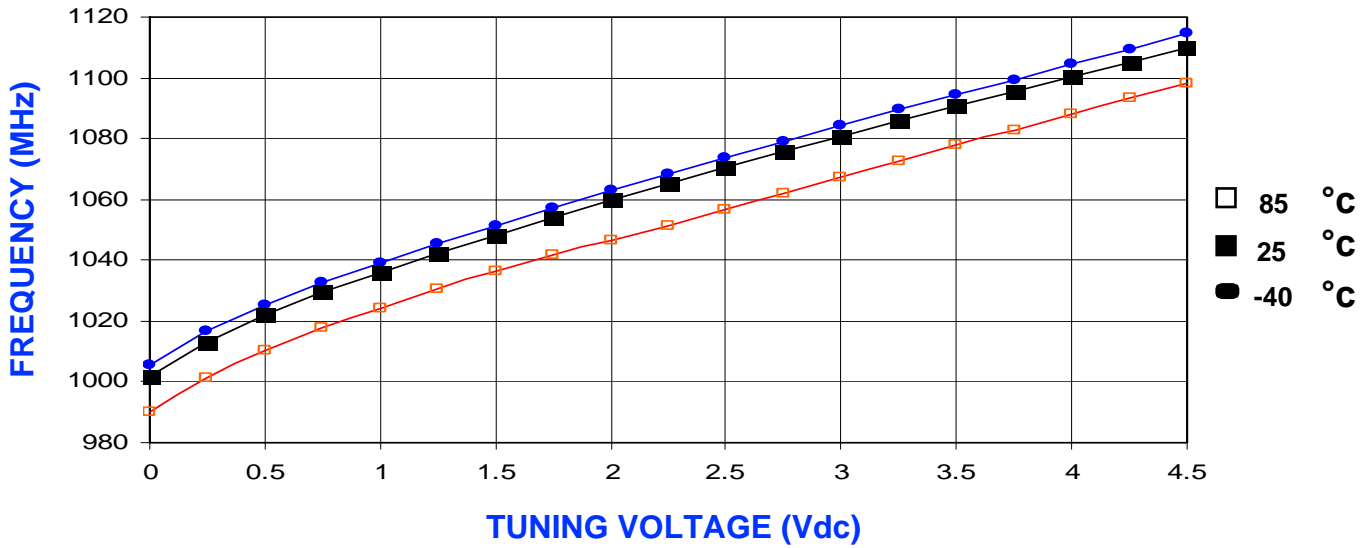
FEATURES
<ul style="list-style-type: none"> • Frequency Range: 1048 - 1058 MHz • Tuning Voltage: 0.5-4.5 Vdc • MINI-14MS- - Style Package
APPLICATIONS
<ul style="list-style-type: none"> • Data Transmitter • Digital Radios • Satellite Communications

PERFORMANCE SPECIFICATIONS	VALUE	UNITS
Oscillation Frequency Range	1048 - 1058	MHz
Phase Noise @ 10 kHz offset (1 Hz BW, typ.)	-109	dBc/Hz
Harmonic Suppression (2nd, typ.)	-35	dBc
Tuning Voltage	0.5-4.5	Vdc
Tuning Sensitivity (avg.)	19	MHz/V
Power Output	3±3	dBm
Load Impedance	50	Ω
Input Capacitance (max.)	100	pF
Pushing	<1	MHz/V
Pulling (14dB Return Loss, Any Phase)	<4	MHz
Operating Temperature Range	-40 to 85	°C
Package Style	MINI-14MS-LOW	
POWER SUPPLY REQUIREMENTS		
Supply Voltage (Vcc, nom.)	5	Vdc
Supply Current (Icc, typ.)	21	mA

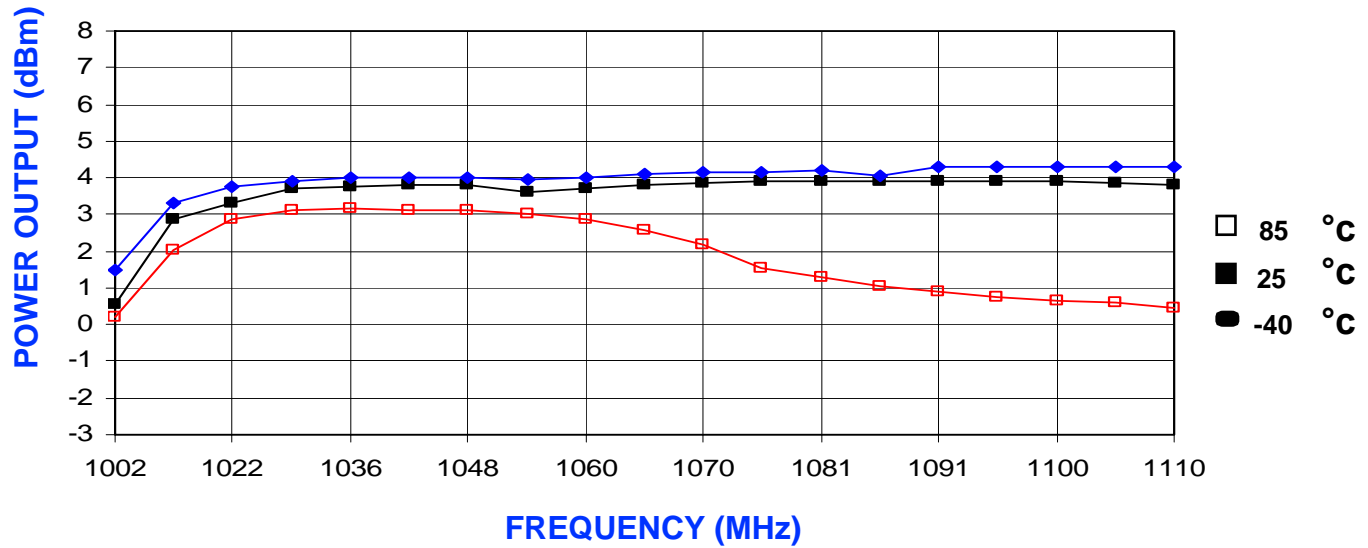
All specifications are typical unless otherwise noted and subject to change without notice.

APPLICATION NOTES
<ul style="list-style-type: none"> • AN-100/1 : Mounting and Grounding of VCOs • AN-102 : Proper Output Loading of VCOs • AN-107 : How to Solder Z-COMM VCOs
NOTES: MODULATION SENSITIVITY: 27 kHz/V

TUNING CURVE, typ.



POWER CURVE, typ.



PHYSICAL DIMENSIONS

