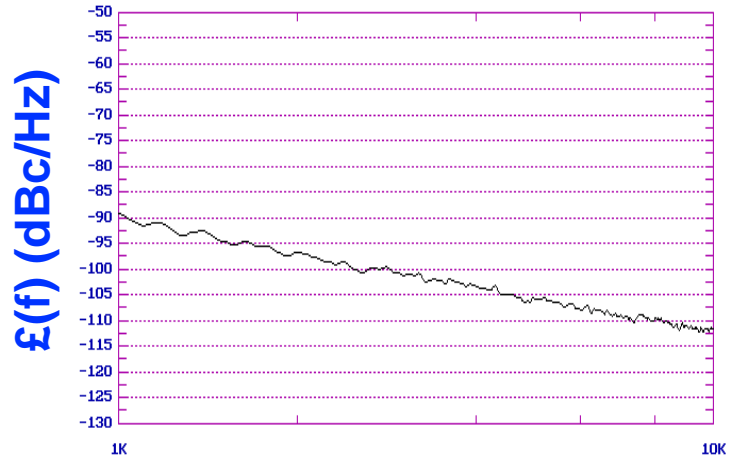




PHASE NOISE (1 Hz BW, typical)



| FEATURES |
|--|
| <ul style="list-style-type: none"> • Frequency Range: 1048 - 1058 MHz • Tuning Voltage: 0.5-4.5 Vdc • MINI-14MS-L - Style Package |
| APPLICATIONS |
| <ul style="list-style-type: none"> • Data Transmitter • Digital Radios • Satellite Communications |

OFFSET (Hz)

| PERFORMANCE SPECIFICATIONS | VALUE | UNITS |
|---|-------------|--------|
| Oscillation Frequency Range | 1048 - 1058 | MHz |
| Phase Noise @ 10 kHz offset (1 Hz BW, typ.) | -111 | dBc/Hz |
| Harmonic Suppression (2nd, typ.) | -45 | dBc |
| Tuning Voltage | 0.5-4.5 | Vdc |
| Tuning Sensitivity (avg.) | 19 | MHz/V |
| Power Output | 4±3 | dBm |
| Load Impedance | 50 | Ω |
| Input Capacitance (max.) | 100 | pF |
| Pushing | <2 | MHz/V |
| Pulling (14 dB Return Loss, Any Phase) | <5 | MHz |
| Operating Temperature Range | -30 to 85 | °C |
| Package Style | MINI-14MS-L | |

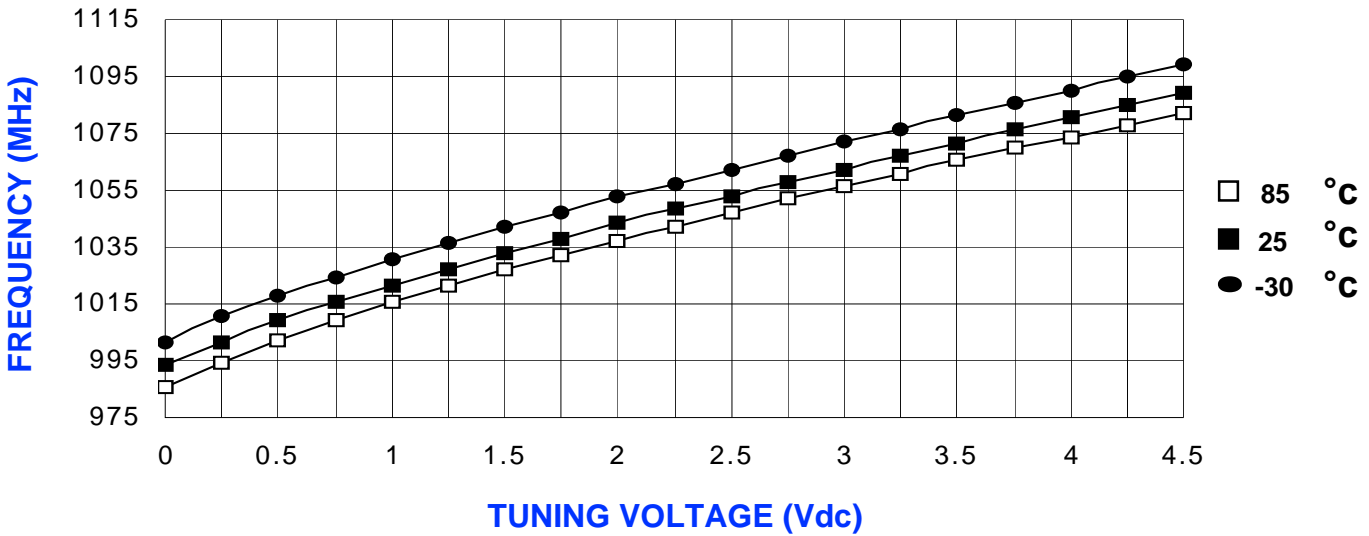
| POWER SUPPLY REQUIREMENTS | | |
|----------------------------|----|-----|
| Supply Voltage (Vcc, nom.) | 5 | Vdc |
| Supply Current (Icc, typ.) | 20 | mA |

All specifications are typical unless otherwise noted and subject to change without notice.

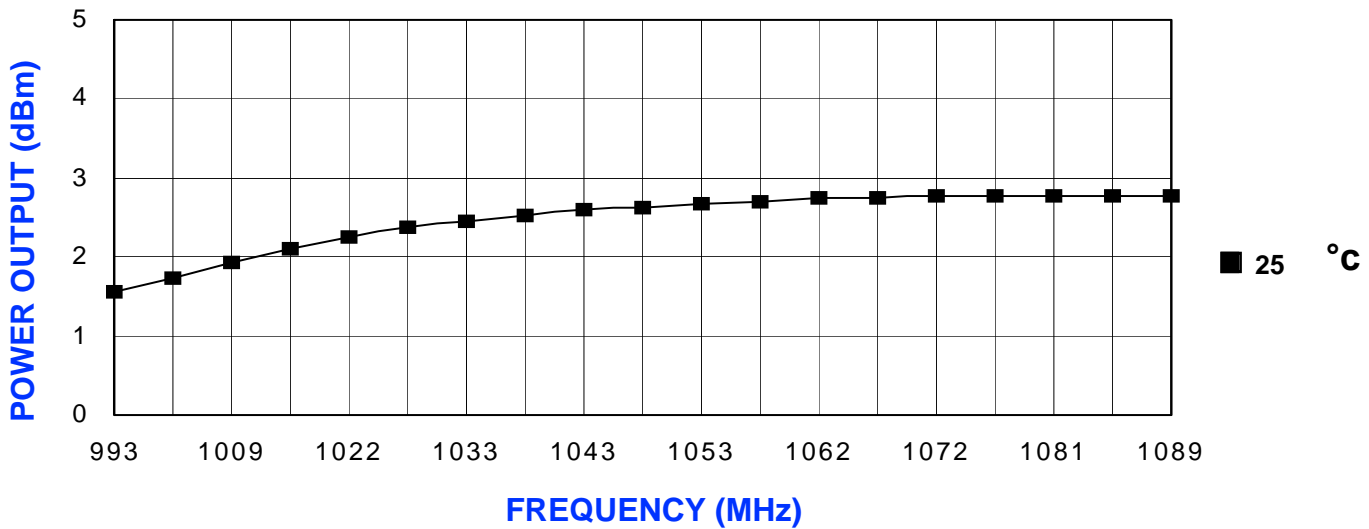
| APPLICATION NOTES |
|---|
| <ul style="list-style-type: none"> • AN-100/1 : Mounting and Grounding of VCOs • AN-102 : Proper Output Loading of VCOs • AN-107 : How to Solder Z-COMM VCOs |

NOTES:
 MODULATION SENSITIVITY: 27 kHz/V

TUNING CURVE, typ.



POWER CURVE, typ.



PHYSICAL DIMENSIONS

