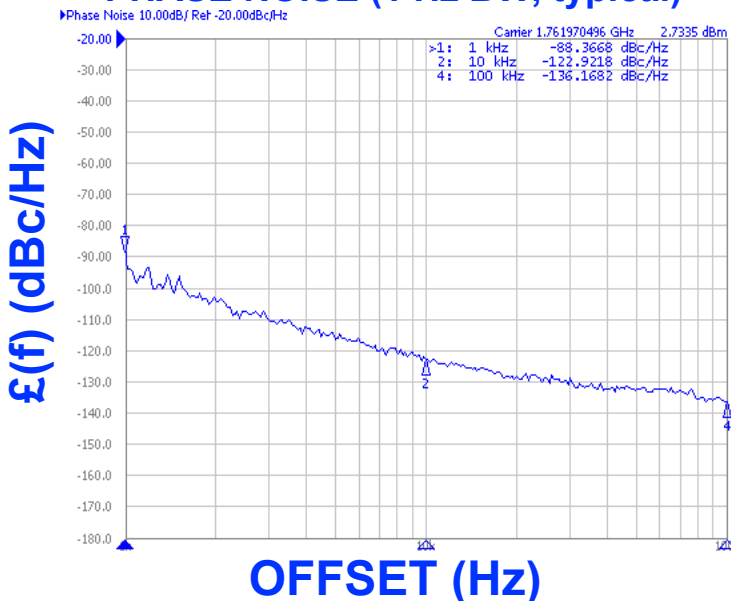




PHASE NOISE (1 Hz BW, typical)



FEATURES

- Frequency Range: 1758 - 1762 MHz
- Tuning Voltage: 0.5-4.5 Vdc
- MINI-16 - Style Package

APPLICATIONS

- Digital Radio Equipment
- Microwave Radio

PERFORMANCE SPECIFICATIONS

	VALUE	UNITS
Oscillation Frequency Range	1758 - 1762	MHz
Phase Noise @ 10 kHz offset (1 Hz BW, typ.)	-121	dBc/Hz
Harmonic Suppression (2nd, typ.)	-15	dBc
Tuning Voltage	0.5-4.5	Vdc
Tuning Sensitivity (avg.)	5	MHz/V
Power Output	8±2	dBm
Load Impedance	50	Ω
Input Capacitance (max.)	50	pF
Pushing	<0.1	MHz/V
Pulling (14dB Return Loss, Any Phase)	<0.2	MHz
Operating Temperature Range	-15 to 65	°C
Package Style	MINI-16	

POWER SUPPLY REQUIREMENTS

Supply Voltage (Vcc, nom.)	8	Vdc
Supply Current (Icc, typ.)	42	mA

All specifications are typical unless otherwise noted and subject to change without notice.

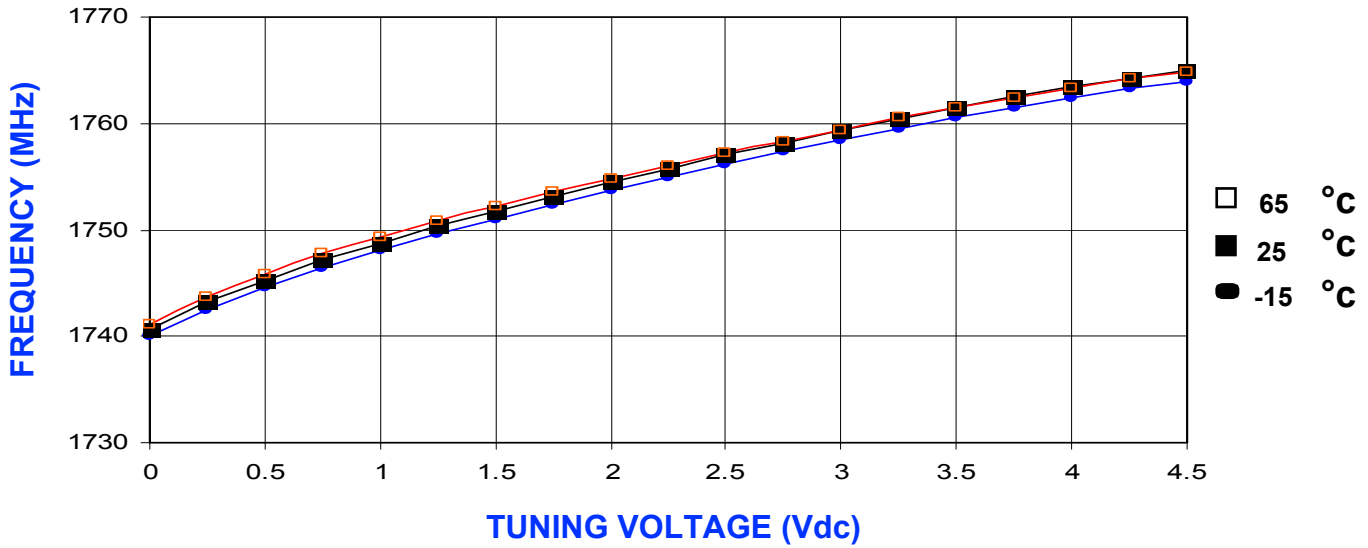
APPLICATION NOTES

- AN-100/1 : Mounting and Grounding of VCOs
- AN-102 : Proper Output Loading of VCOs
- AN-107 : How to Solder Z-COMM VCOs

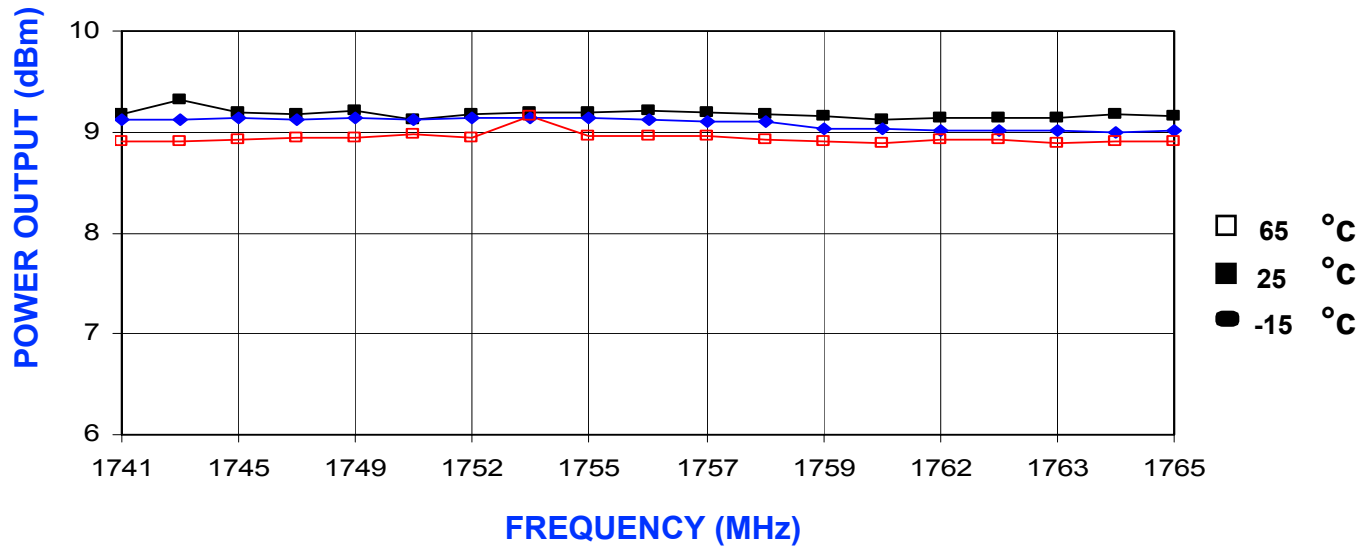
NOTES:

This part number is exactly like CRO1760A-LF, but with regular labeling.

TUNING CURVE, typ.



POWER CURVE, typ.



PHYSICAL DIMENSIONS

