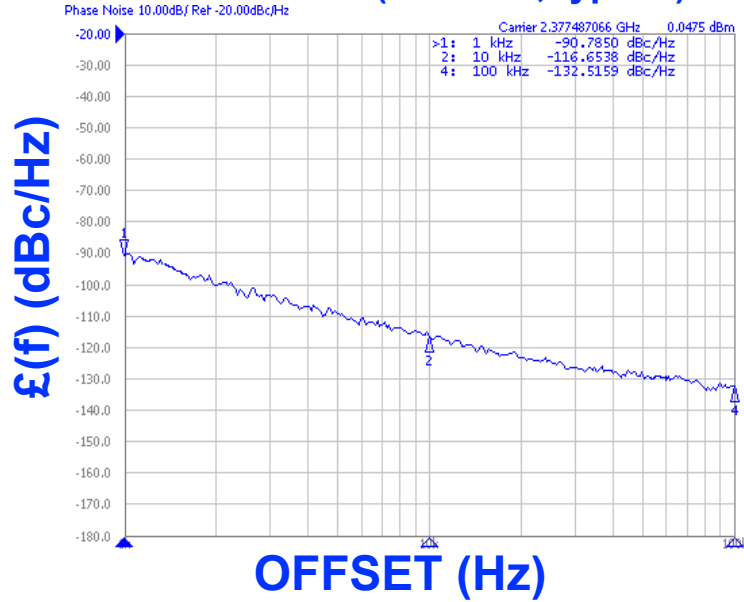




**PHASE NOISE (1 Hz BW, typical)**



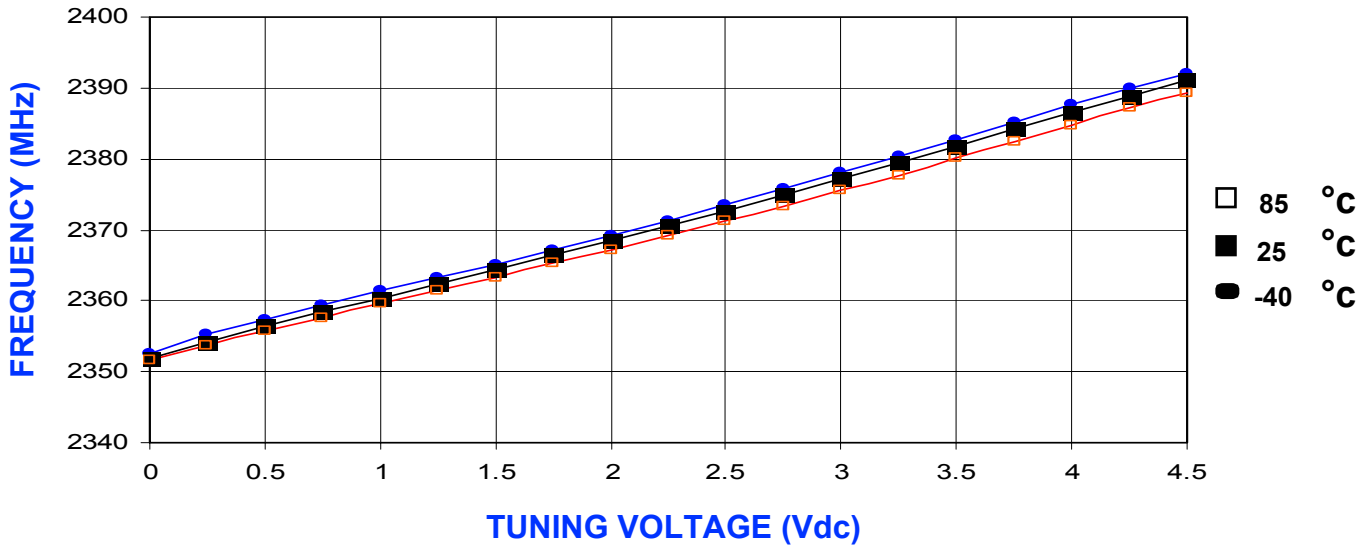
FEATURES
<ul style="list-style-type: none"> <li>• Frequency Range: 2370 -2385 MHz</li> <li>• Tuning Voltage: 0.5-4.5 Vdc</li> <li>• MINI-16 - Style Package</li> </ul>
APPLICATIONS
<ul style="list-style-type: none"> <li>• Digital Radio Equipment</li> <li>• Fixed Wireless Access</li> <li>•</li> </ul>

PERFORMANCE SPECIFICATIONS	VALUE	UNITS
Oscillation Frequency Range	2370 - 2385	MHz
Phase Noise @ 10 kHz offset (1 Hz BW, typ.)	-116	dBc/Hz
Harmonic Suppression (2nd, typ.)	-25	dBc
Tuning Voltage	0.5-4.5	Vdc
Tuning Sensitivity (avg.)	7	MHz/V
Power Output	3±2	dBm
Load Impedance	50	Ω
Input Capacitance (max.)	50	pF
Pushing	<0.5	MHz/V
Pulling ( 14dB Return Loss, Any Phase)	<0.5	MHz
Operating Temperature Range	-40 to 85	°C
Package Style	MINI-16	
POWER SUPPLY REQUIREMENTS		
Supply Voltage (Vcc, nom.)	5	Vdc
Supply Current (Icc, typ.)	30	mA

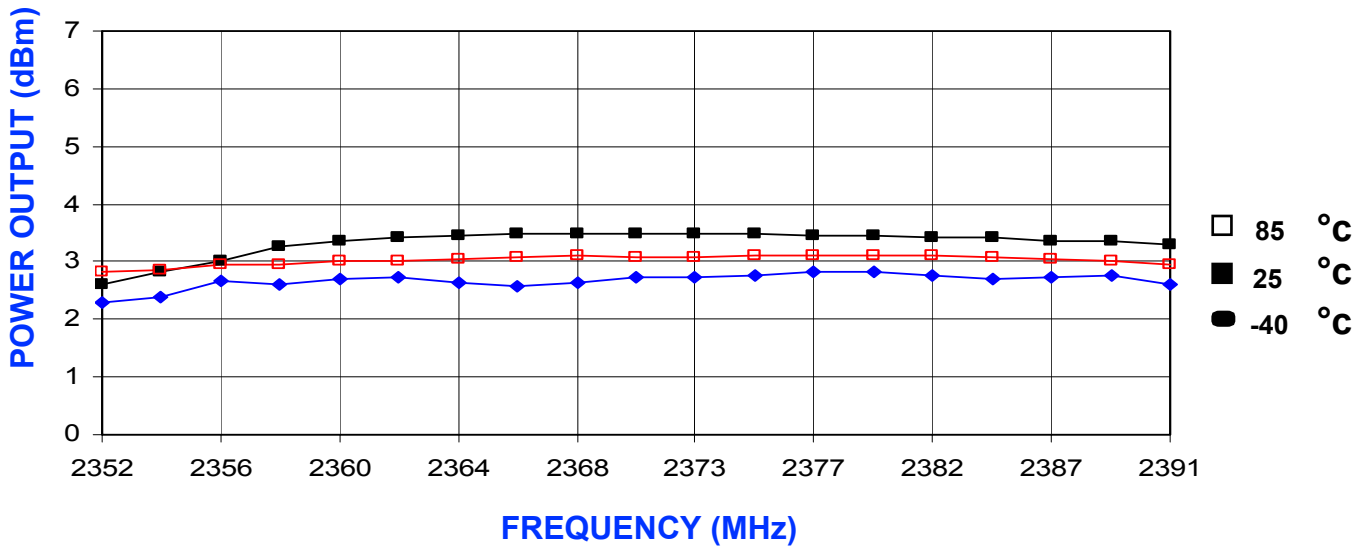
All specifications are typical unless otherwise noted and subject to change without notice.

APPLICATION NOTES
<ul style="list-style-type: none"> <li>• AN-100/1 : Mounting and Grounding of VCOs</li> <li>• AN-102 : Proper Output Loading of VCOs</li> <li>• AN-107 : How to Solder Z-COMM VCOs</li> </ul>
NOTES:

TUNING CURVE, typ.



POWER CURVE, typ.



PHYSICAL DIMENSIONS

