

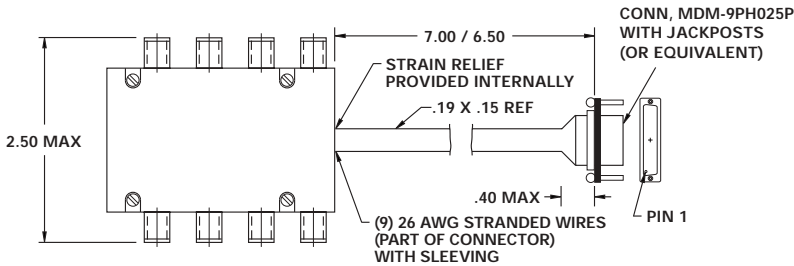
FEATURES

- 1 - 1200 MHz
- High Intercept Points
- 80 dB Isolation
- 1.0 dB Insertion Loss
- Amplitude and Phase Balanced
- 2 Line TTL Control
- Four Integrated SP4T Switches



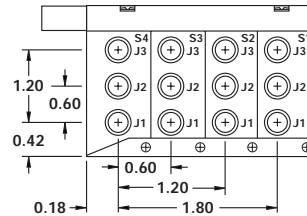
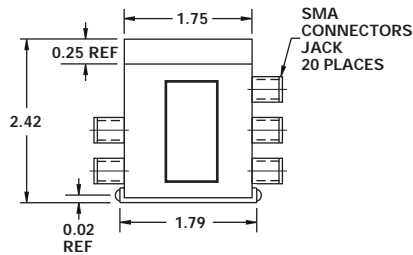
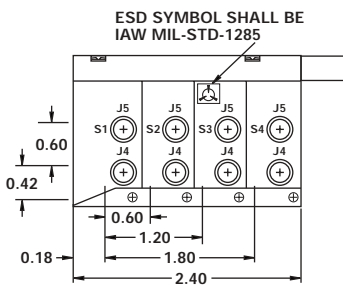
MODEL NO.
CSA09034

SP4T Switch Assembly

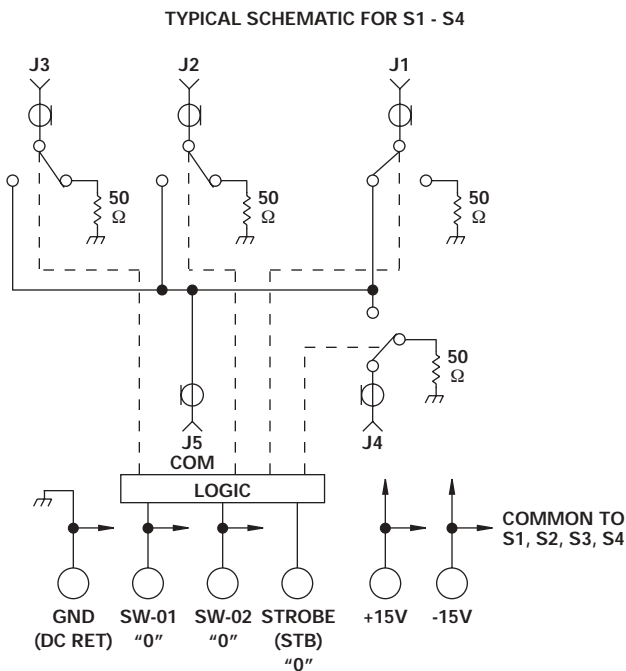


LOGIC TABLE				
Strobe	SW-02	SW-01	Function	Switch
0	0	0	J5 To J1	S1 - S4
0	0	1	J5 To J2	S1 - S4
0	1	0	J5 To J3	S1 - S4
0	1	1	J5 To J4	S1 - S4
1	X	X	Last State When Strobe was at a Low Level	S1, S2, S3, S4 as Required See J6 Chart

X = Don't Care



GUARANTEED PERFORMANCE



Parameter	Min	Typ	Max	Units	Conditions
Operating Frequency	1		1200	MHz	
DC Current		26 46	43 53	mA	At +5 VDC Supply To -15 VDC Supply
Control Type				TTL	See Logic Table
Control Current	High Low			μA	V _{IH} = +2.7 V V _{IL} = +0.5 V
Insertion Loss		1.0 1.5 ±0.1	1.5 2.0 ±0.3	dB	1 - 100 MHz 100 - 1200 MHz Port to Port, Ref J4
				DEG	Port to Port, Ref J4
Isolation	70	80		dB	
VSWR	Thru Termination	1.15/1 1.25/1	1.25/1 1.5/1		
Impedance		50		OHMS	
Switching Speed		6.3	10	μSec	50% TTL to 90% / 10% RF
Transition (Rise/Fall) Time		3.0		μSec	10% / 90% to 90% / 10% RF
Switching (Video) Transients		-74	-70	dBm	
Intercept Points	2nd 3rd	+70 +80 +35 +40	+76 +100 +38 +58	dBm	1 - 20 MHz 20 - 1200 MHz 1 - 20 MHz 20 - 1200 MHz
RF Power	Operate No damage	+15 +17 +30	+12 +15 +20 +30	dBm	1 - 2 MHz (0.1 dB Comp.) 2 - 20 MHz (0.1 dB Comp.) 20 - 1200 MHz (0.1 dB Comp.)
Operating Temperature	0	+25	+75	°C	TA