


DL-100-7-KER pin

Position Sensing Photodiodes

Special characteristics:

**dual-axis, duo-lateral PSD
active area 10 x 10 mm
high position resolution and
high linearity**

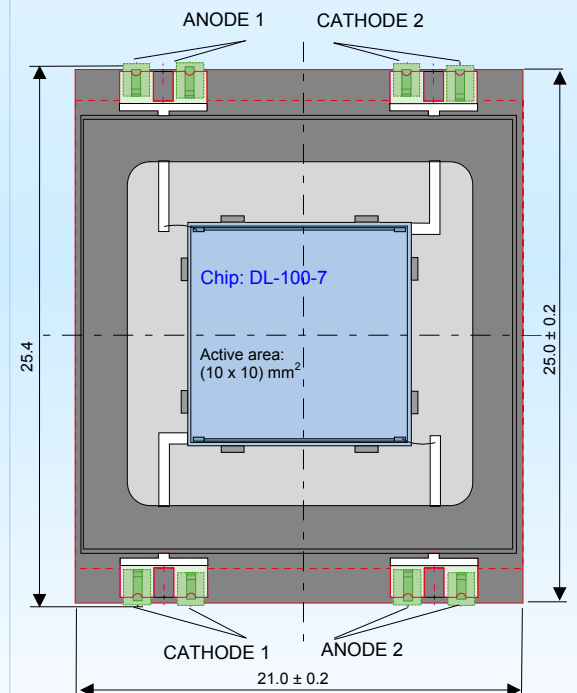
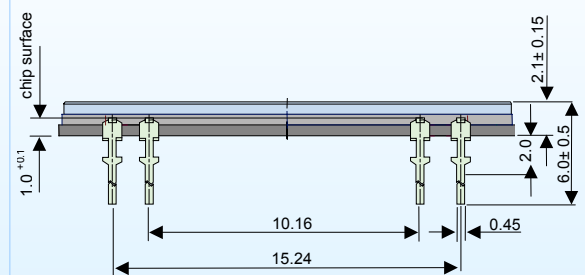


Parameters:	DL-100-7-KER pin
active area	10 x 10 mm 100 mm ²
Dark current at 10 V	max. 300 nA typ. 80 nA
Capacitance at 10 V, 100 kHz	typ. 75 pF
Spectral responsivity at 633 nm at 850 nm	typ. 0,4 A/W typ. 0,62 A/W
Interelectrode resistance at E = 0 lx	typ. 12 kΩ
Rise time at 10 V, 50 Ω, 865 nm	typ. 4 μs
Noise limited resolution at 632 nm, 0.5 μW	0.2 μm
Position Detection Error ¹⁾ at 632 nm	+/- 1%
Breakdown voltage	typ. 30 V
Package	Ceramic with pins
Operating temperature	-20 ... +70°C
Storage temperature	-60 ... +100°C

1) measurement conditions:

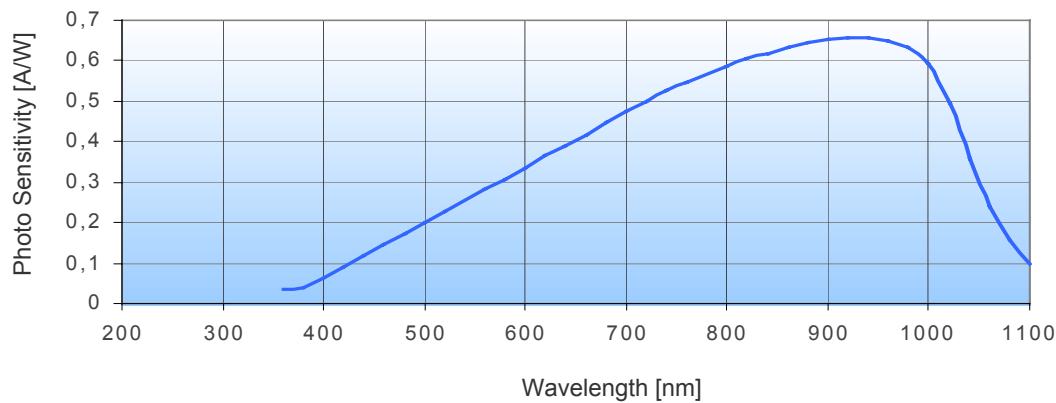
Spot size: 0,5 mm,
Scan Interval: 1 mm
Wavelength: 633 nm

Package 21 (SMD with pins)



Spectral responsivity (A/W)


series-7



Handling precautions

- Soldering temperature 260°C for max. 10 s. The device must be protected against solder flux vapour. Min. pin - length 2 mm!
- ESD – protection only small danger for the device. Standard precautionary measures are sufficient.
- Avoid touching the window with fingers!
- Careful cleaning with Ethyl alcohol possible.
- Avoid use of pointed and scratching tools!
- Store devices in conductive foam

Linearity Plot DL-100-7-KER pin



(Typical Plot)

- Scan Interval: 1 mm
- Spot: Ø 500 µm
- Wavelength: 633 nm

International Sales :

Silicon Sensor GmbH

Ostendstr. 1, 12459 Berlin
Germany

Phone: +49 (0)30-6399 2345

Fax: +49 (0)30-6399 2333

email: sales@silicon-sensor.de

Silicon Sensor GmbH

U.K. Office

Waterworks House

Fognam Down , Upper Lambourn

Berkshire RG 17 8RB

Phone: +44 (0)1488/ 7 39 33

Fax: +44 (0)1488/67 00 43

email: pnsilsensuk@btinternet.com

U.S.A. :

Pacific Silicon Sensor, Inc.

5700 Corsa Avenue #105

Westlake Village, CA 91362 USA

Phone: +1-818-706-3400

Fax: +1-818-889-7053

email: sales@pacific-sensor.com