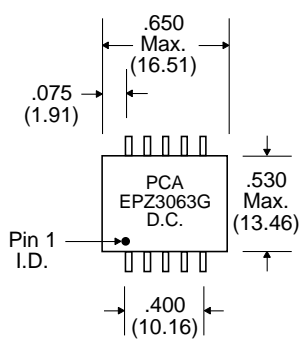


Common Mode Choke for LAN and Telecom Applications EPZ3063G & EPZ3063G-RC

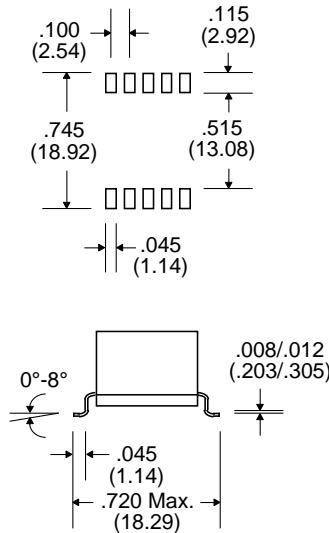
- Enhanced Common Mode Attenuation
- Operating Temperature : 0°C to + 70°C
- Isolation Breakdown Voltage : 1500 Vrms
- Robust construction allows for IR/VP processes
- Peak Solder Rating (See Note 2)
- RoHS Compliant

Electrical Parameters @ 25°C

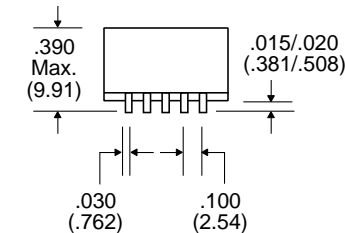
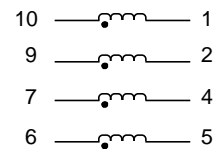
PCA Part Number(s)	OCL (mH Min.)	Common Mode Rejection (dB Min.)					DCR (Max.)
		@ 1 MHz	@ 10 MHz	@ 50 MHz	@ 100 MHz	@ 300 MHz	
EPZ3063G EPZ3063G-RC	@ 100 KHz, 0.1 Vrms						
See Notes Below	4.7	-50	-38	-22	-11	-4	1



Package



Schematic



Notes :	EPZ3063G	EPZ3063G-RC
1. Assembly Process (Solder Composition)	(Leadframe) SnPb	Sn
	(Assembly Solder) SnPb	SnPb (RoHS exemption 7a)
2. Peak Solder Rating (per IPC/JEDEC J-STD-020C)	225°C	260°C
3. Moisture Sensitive Levels (MSL) (per IPC/JEDEC J-STD-020C)	3 (168 Hours, 30°C/60%RH)	4 (72 Hours, 30°C/60%RH)
4. Weight	4.6 grams	4.6 grams
5. Packaging Information	(Tube) 18 pieces/tube	18 pieces/tube
	(Tape & Reel) 250 pieces/13" reel (*EPZ3063G-TR)	250 pieces/13 reel (*EPZ3063G-RCTR)

Unless Otherwise Specified Dimensions are in Inches /mm ± .010 / .25