

LOW CAPACITANCE TVS ARRAY

APPLICATIONS

- ✓ Cellular Phones
- ✓ Color LCD Display Panel
- ✓ Notebooks
- ✓ Personal Digital Assistant (PDA)
- ✓ Ground Positioning System (GPS)
- ✓ SMART Cards

IEC COMPATIBILITY (EN61000-4)

- ✓ 61000-4-2 (ESD): Air - 15kV, Contact - 8kV
- ✓ 61000-4-4 (EFT): 40A - 5/50ns

FEATURES

- ✓ ESD Protection > 25 kilovolts
- ✓ Protects up to Eight(8) Data Lines
- ✓ 30 Watts Peak Pulse Power per Line (tp = 8/20µs)
- ✓ RoHS Compliant

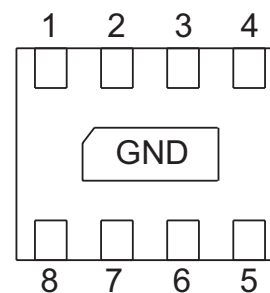
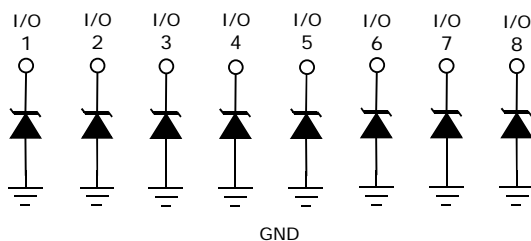
MECHANICAL CHARACTERISTICS

- ✓ DFN-8 Package
- ✓ Available in Lead-Free Pure-Tin Plating(Annealed)
- ✓ Solder Reflow Temperature:
Pure-Tin - Sn, 100: 260-270°C
- ✓ Consult Factory for Leaded Device Availability
- ✓ Flammability Rating UL 94V-0
- ✓ Device Marking: Marking Code
- ✓ 8mm Tape and Reel Per EIA Standard 481



DFN-8

PIN CONFIGURATION



BOTTOM VIEW

ESD8-DFN

DEVICE CHARACTERISTICS

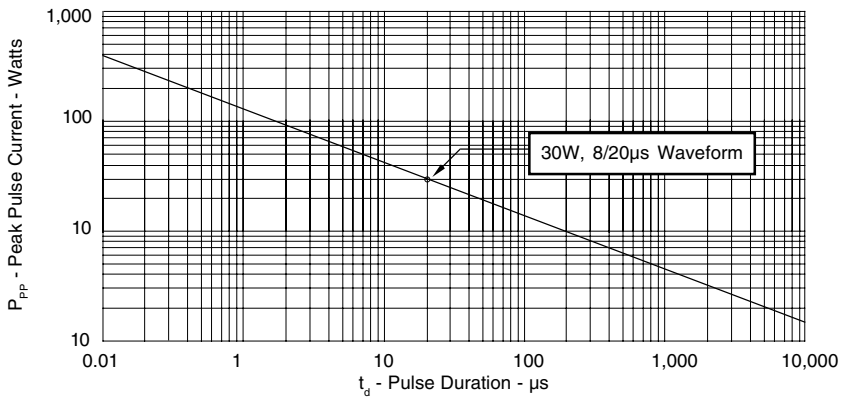
MAXIMUM RATINGS @ 25°C Unless Otherwise Specified

PARAMETER	SYMBOL	VALUE	UNITS
Operating Temperature	T_A	-40 to 85	°C
Storage Temperature	T_{STG}	-55 to 150	°C
Typical Capacitance	C	7.0	pF
Soldering Temperature for 10 seconds	T_L	265	°C

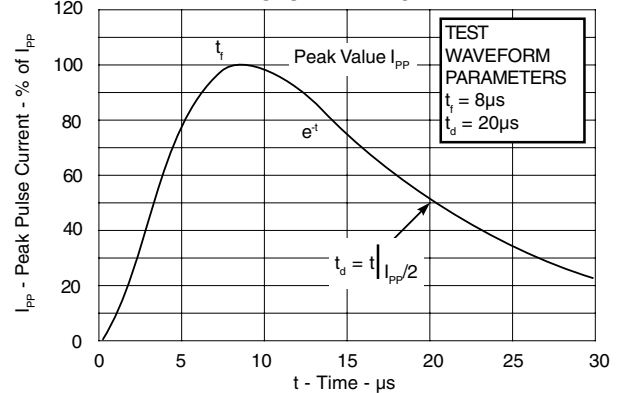
ELECTRICAL CHARACTERISTICS PER LINE @ 25°C Unless Otherwise Specified

PART NUMBER	DEVICE MARKING	RATED STAND-OFF VOLTAGE V_{WM} VOLTS	MINIMUM BREAKDOWN VOLTAGE @ 1mA $V_{(BR)}$ VOLTS	TYPICAL FORWARD VOLTAGE @10mA V_F VOLTS	MAXIMUM LEAKAGE CURRENT @ V_{WM} I_b μA	TYPICAL CAPACITANCE (See Note 1) 2.5V @ 1 MHz C pF
ESD8-DFN	SD8	5.0	6.0	0.9	0.1	7.0

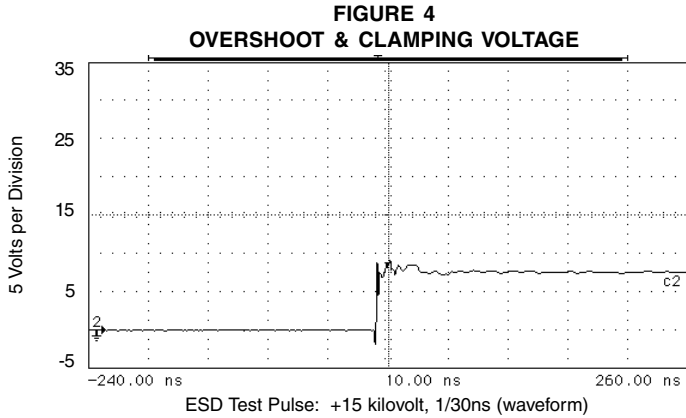
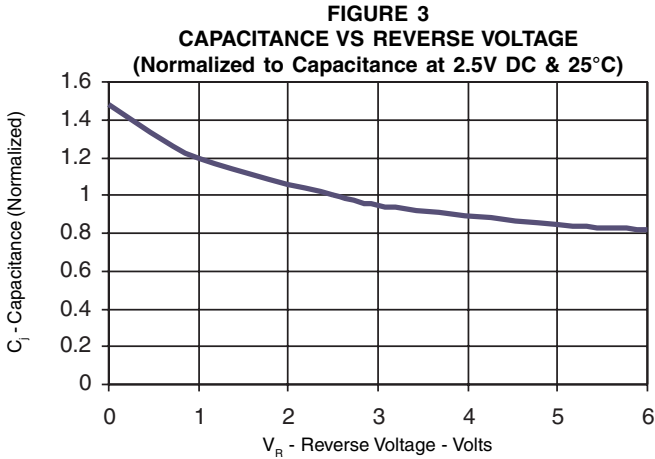
**FIGURE 1
PEAK PULSE POWER VS PULSE TIME**



**FIGURE 2
PULSE WAVE FORM**

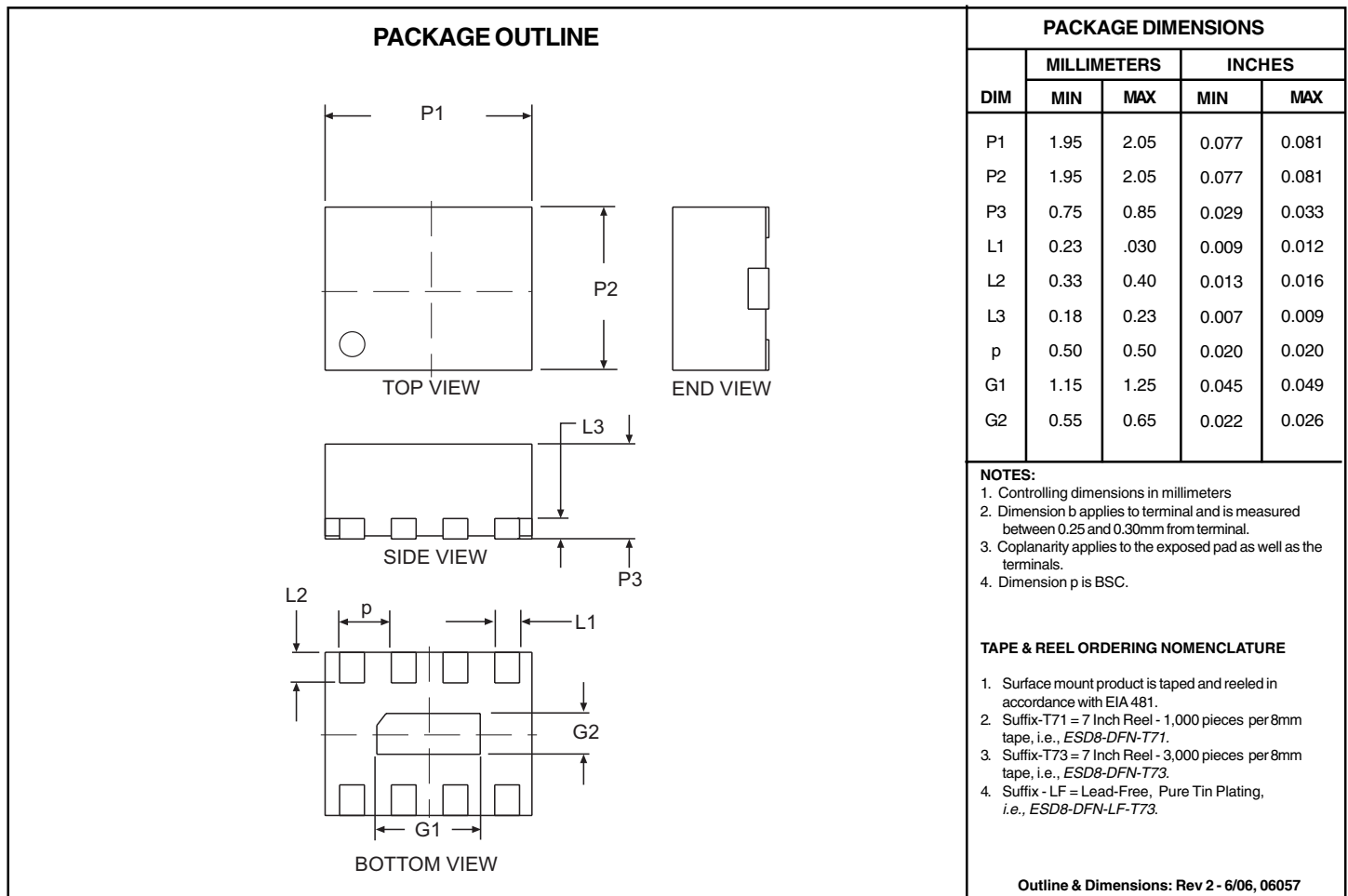


GRAPHS



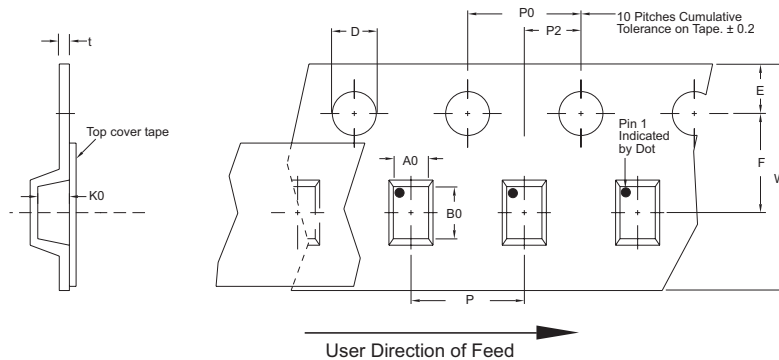
ESD8-DFN

DFN-8 PACKAGE OUTLINE & DIMENSIONS



Tape & Reel Specifications (Dimensions in millimeters)

Reel Dia.	Tape Width	A0	B0	K0	D	E	F	W	P0	P2	P	tmax
178mm (7")/330mm(13")	8mm	1.90± 0.10	2.30± 0.10	1.05 ± 0.10	1.50 ± 0.10	1.75 ± 0.10	3.50 ± 0.05	8.00 ±0.30	4.00 ±0.10	2.00 ±0.05	4.00 ±0.10	0.25



COPYRIGHT © ProTek Devices 2007

SPECIFICATIONS: ProTek reserves the right to change the electrical and or mechanical characteristics described herein without notice (except JEDEC).

DESIGN CHANGES: ProTek reserves the right to discontinue product lines without notice, and that the final judgement concerning selection and specifications is the buyer's and that in furnishing engineering and technical assistance, ProTek assumes no responsibility with respect to the selection or specifications of such products.

ProTek Devices
 2929 South Fair Lane, Tempe, AZ 85282
 Tel: 602-431-8101 Fax: 602-431-2288
 E-Mail: sales@protekdevices.com
 Web Site: www.protekdevices.com