



ESDALC6V1P5

Application Specific Discretes
A.S.D.

QUAD LOW CAPACITANCE TRANSIL™ ARRAY FOR ESD PROTECTION

MAIN APPLICATIONS

Where transient overvoltage protection in ESD sensitive equipment is required, such as :

- Computers
- Printers
- Communication systems and cellular phones
- Video equipment

This device is particularly adapted to the protection of symmetrical signals.

FEATURES

- 4 UNIDIRECTIONAL TRANSIL™ FUNCTIONS.
- BREAKDOWN VOLTAGE $V_{BR} = 6.1V$ MIN.
- LOW DIODE CAPACITANCE (12pF @ 0V)
- LOW LEAKAGE CURRENT < 100 nA
- VERY SMALL PCB AREA < 2.6 mm²

DESCRIPTION

The ESDALC6V1P5 is a monolithic array designed to protect up to 4 lines against ESD transients.

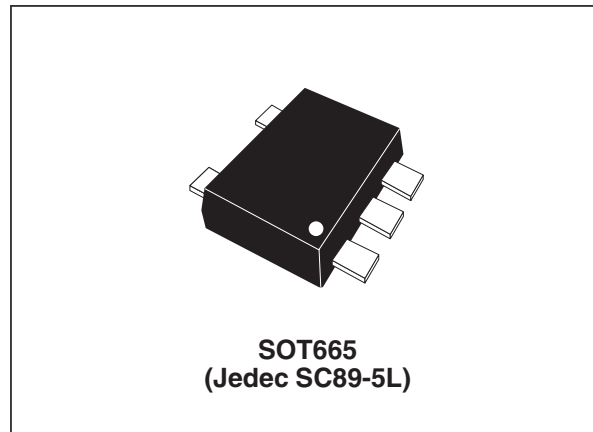
This device is ideal for applications where both reduced line capacitance and board space saving are required.

BENEFITS

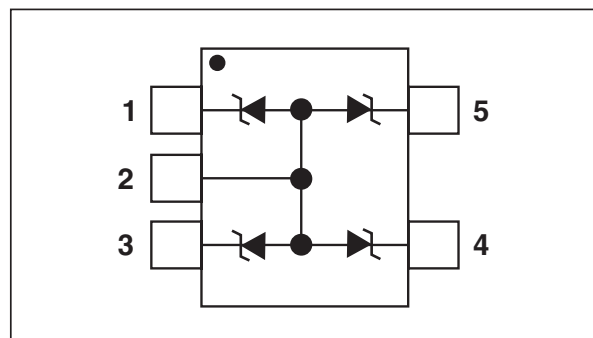
- High ESD protection level.
- High integration.
- Suitable for high density boards.

COMPLIES WITH THE FOLLOWING STANDARDS :

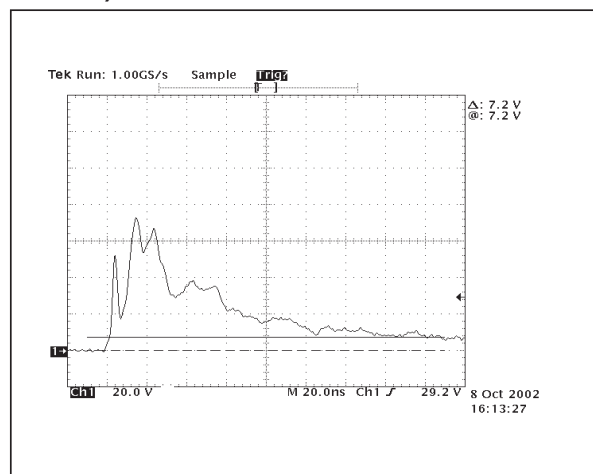
- IEC61000-4-2 level 4: 15 kV (air discharge)
8 kV (contact discharge)
- MIL STD 883E-Method 3015-7: class 3
25kV HBM (Human Body Model)



FUNCTIONAL DIAGRAM



ESD response to IEC61000-4-2 level 4 (15kV contact)



ESDALC6V1P5

ABSOLUTE RATINGS (T_{amb} = 25°C)

Symbol	Parameter	Test conditions	Value	Unit
V _{PP}	ESD discharge - IEC61000-4-2 air discharge IEC61000-4-2 contact discharge		± 15 ± 8	kV
P _{PP}	Peak pulse power (8/20 μs) (see note 1)	T _j initial = T _{amb}	30	W
T _j	Junction temperature		125	°C
T _{stg}	Storage temperature range		- 55 to + 150	°C
T _L	Maximum lead temperature for soldering during 10s at N/A		260	°C
T _{op}	Operating temperature range		- 40 to + 125	°C

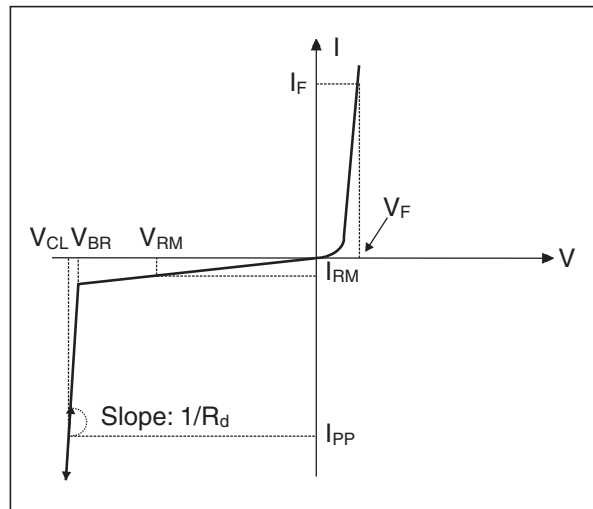
Note 1: for a surge greater than the maximum values, the diode will fail in short-circuit.

THERMAL RESISTANCES

Symbol	Parameter	Value	Unit
R _{th(j-a)}	Junction to ambient on printed circuit on recommended pad layout	220	°C/W

ELECTRICAL CHARACTERISTICS (T_{amb} = 25°C)

Symbol	Parameter
V _{RM}	Stand-off voltage
V _{BR}	Breakdown voltage
V _{CL}	Clamping voltage
I _{RM}	Leakage current
I _{PP}	Peak pulse current
αT	Voltage temperature coefficient
V _F	Forward voltage drop
C	Capacitance per line
R _d	Dynamic resistance



Types	V _{BR} @ I _R		I _{RM} @ V _{RM}	R _d typ.	αT max.	C typ. @ 0V
	min.	max.				
	V	V	mA	Ω	10 ⁻⁴ /°C	pF
ESDALC6V1P5	6.1	7.2	1	1.5	4.5	12

Fig. 1: Relative variation of peak pulse power versus initial junction temperature.

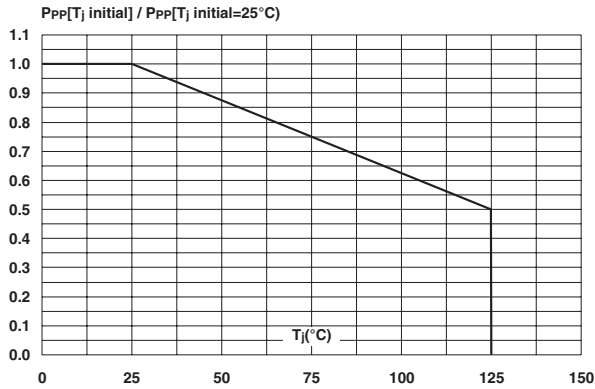


Fig. 2: Peak pulse power versus exponential pulse duration.

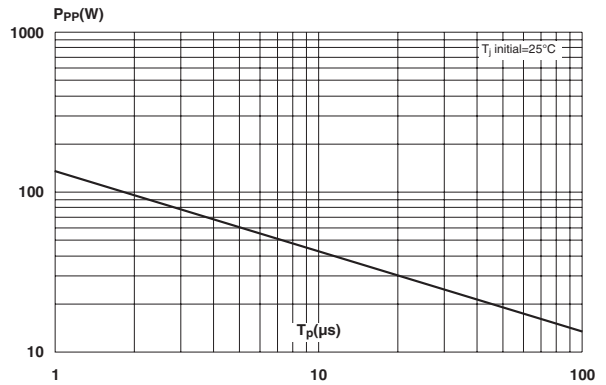


Fig. 3: Clamping voltage versus peak pulse current (typical values, rectangular waveform).

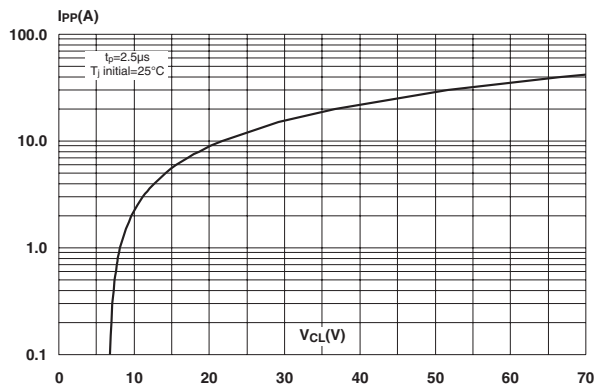


Fig. 4: Forward voltage drop versus peak forward current (typical values).

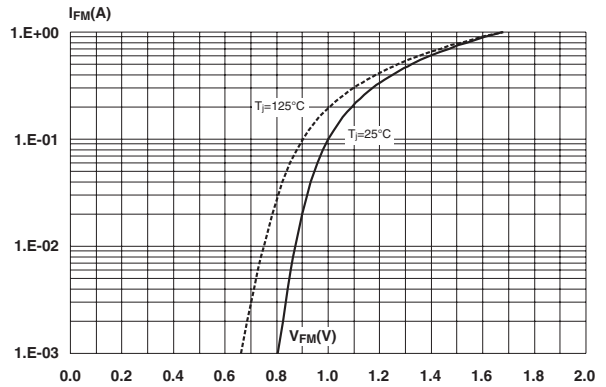


Fig. 5: Junction capacitance versus reverse voltage applied (typical values).

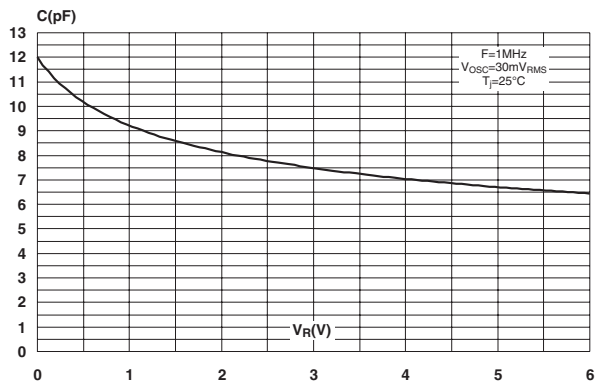
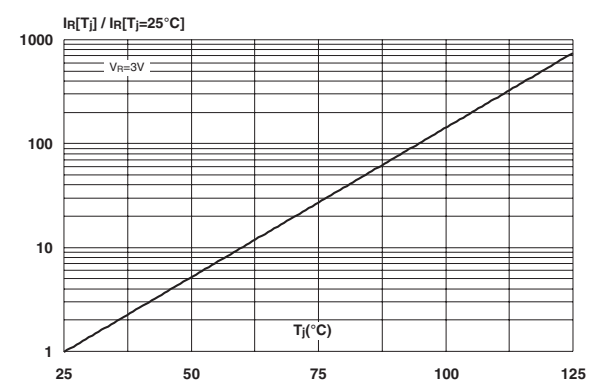
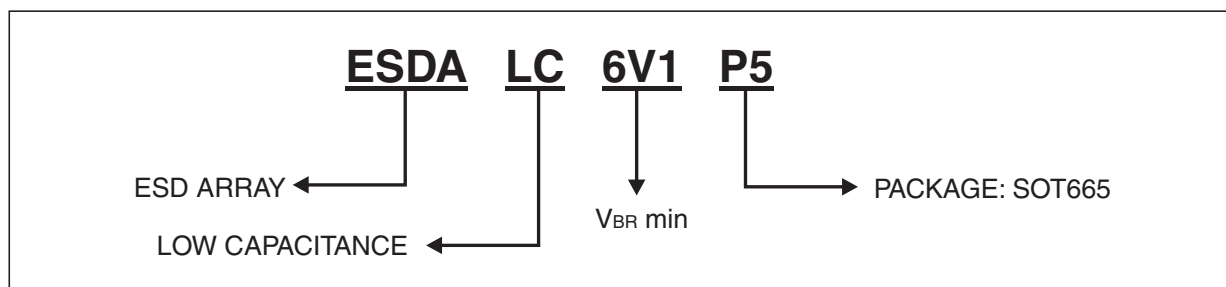


Fig. 6: Relative variation of leakage current versus junction temperature (typical values).



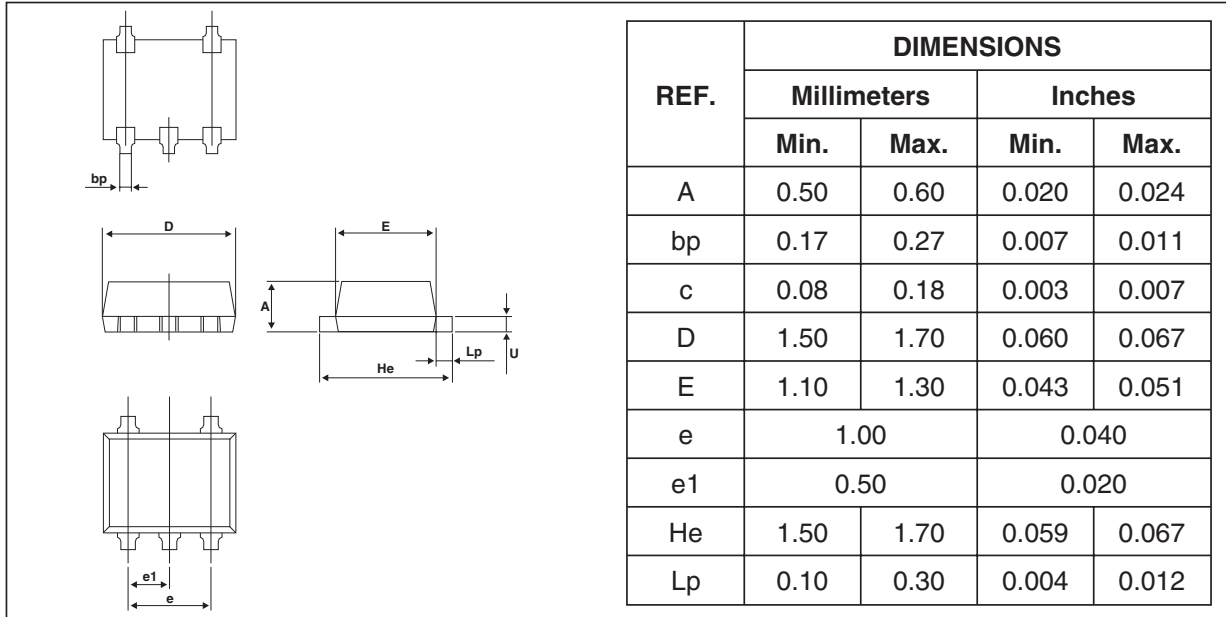
ESDALC6V1P5

ORDER CODE

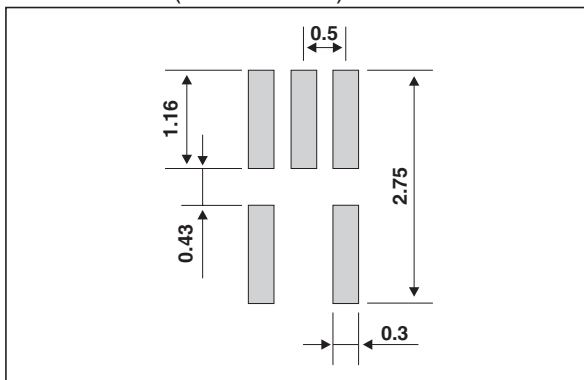


Ordering type	Marking	Package	Weight	Base qty	Delivery mode
ESDALC6V1P5	A1	SOT665	2.9 mg.	3000	Tape & reel

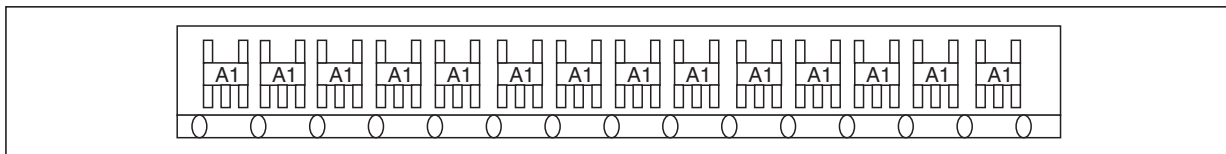
PACKAGE MECHANICAL DATA
SOT-665



FOOT PRINT (in millimeters)



REEL ORIENTATION



Information furnished is believed to be accurate and reliable. However, STMicroelectronics assumes no responsibility for the consequences of use of such information nor for any infringement of patents or other rights of third parties which may result from its use. No license is granted by implication or otherwise under any patent or patent rights of STMicroelectronics. Specifications mentioned in this publication are subject to change without notice. This publication supersedes and replaces all information previously supplied. STMicroelectronics products are not authorized for use as critical components in life support devices or systems without express written approval of STMicroelectronics.

The ST logo is a registered trademark of STMicroelectronics.

All other names are the property of their respective owners.

© 2004 STMicroelectronics - All rights reserved.

STMicroelectronics GROUP OF COMPANIES

Australia - Belgium - Brazil - Canada - China - Czech Republic - Finland - France - Germany - Hong Kong - India - Israel - Italy - Japan - Malaysia - Malta - Morocco - Singapore - Spain - Sweden - Switzerland - United Kingdom - United States

www.st.com

