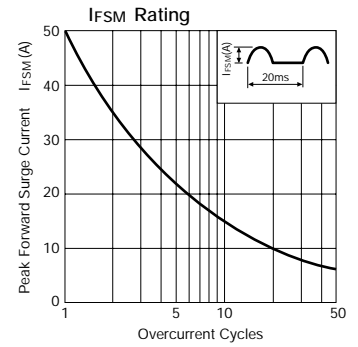
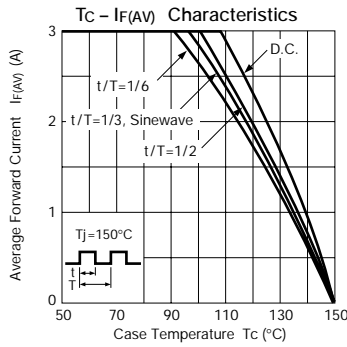
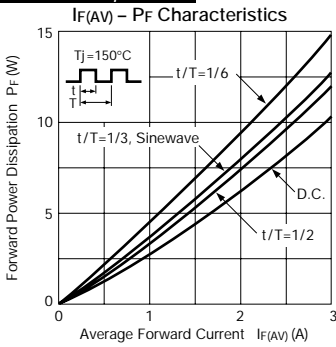


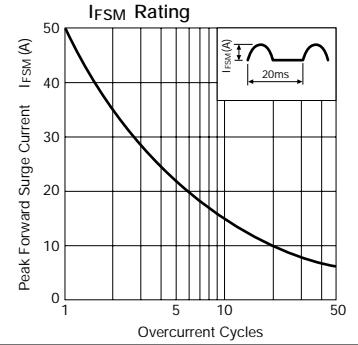
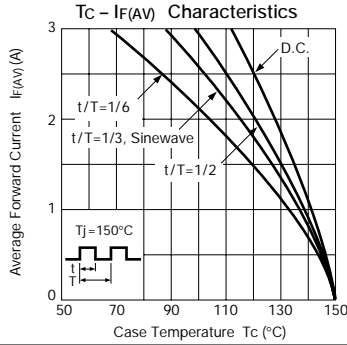
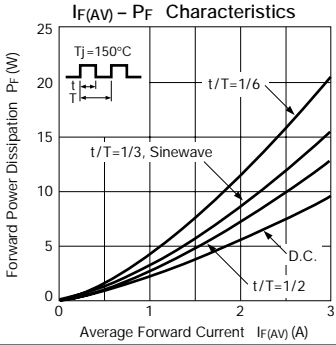
Ultra-Fast-Recovery Rectifier Diodes

Parameter Type No.	Absolute Maximum Ratings					Electrical Characteristics (Ta=25°C)							Others			
	V _{RM} (V)	I _{F(AV)} (A) With Heatsink	I _{FSM} (A) 50Hz Half-cycle Sinewave Single Shot	T _J (°C)	T _{stg} (°C)	V _F (V) max	I _R (μA) V _R =V _{RM} max	I _{R(H)} (mA) V _R =V _{RM} T _J =150°C max	t _{rr} ① (ns)	t _{rr} ② (ns)	R _{th(j-ℓ)} (°C/W)	Mass (g)	Fig.			
FMC-26U	600	3.0	50	-40 to +150		2.0 (1 Chip)	3.0	500	3.0	70	500/500	35	500/1000	4.0	2.1	Ⓐ
FMC-28U	800					3.0 (1 Chip)		100	0.5							
FMC-26UA	1200	3.0	50	-40 to +150		4.0 (2 Chips)	3.0	500	3.0	70	500/500	35	500/1000	4.0	2.1	Ⓑ
FMC-28UA	1600					6.0 (2 Chips)		100	0.5							

FMC-26U, 26UA



FMC-28U, 28UA



External Dimensions

(Unit: mm) (Full-mold)

Flammability:
UL94V-0 or Equivalent

Fig. Ⓐ

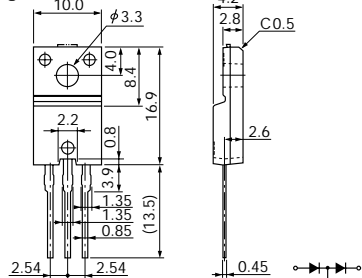


Fig. Ⓑ

