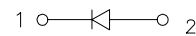
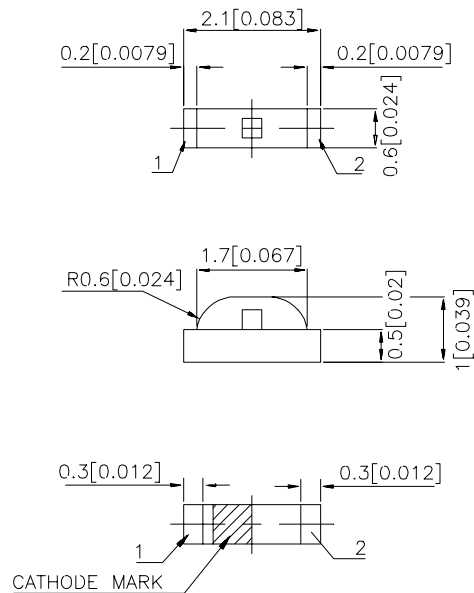


GHB-0802R-YG

Features

- ✓ 2.1mmx0.6mm SMT LED, 1.0mm THICKNESS.
- ✓ LOW POWER CONSUMPTION.
- ✓ WIDE VIEWING ANGLE.
- ✓ IDEAL FOR BACKLIGHT AND INDICATOR.
- ✓ VARIOUS COLORS AND LENS TYPES AVAILABLE.
- ✓ PACKAGE : 2000PCS / REEL.

Package Dimensions



Description

The Mega Green source color devices are made with DH InGaAlP on GaAs substrate Light Emitting Diode.

2.1x0.6mm RIGHT ANGLE SURFACE LED

Notes:

1. All dimensions are in millimeters (inch).
2. Tolerance is 0.1(0.004") unless otherwise noted.
3. Specifications are subject to change without notice.

Selection Guide

Part No.	Dice	Lens Type	Iv (mcd) @ 20 mA		Viewing Angle
			Min.	Typ.	
GHB-0802R-R	GREEN (InGaAlP)	WATER CLEAR	15	50	120°

Note:

1 1/2 is the angle from optical centerline where the luminous intensity is 1/2 the optical centerline value.

Electrical / Optical Characteristics at T_A=25 C

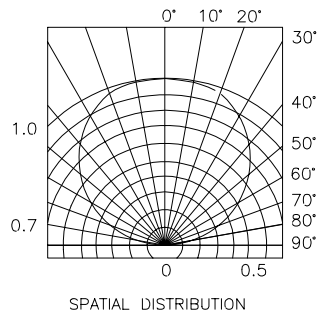
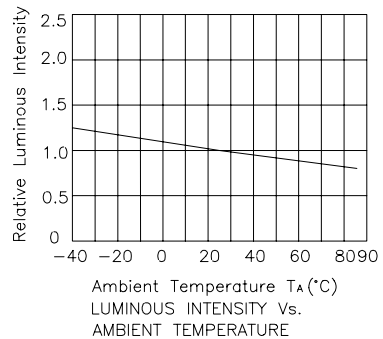
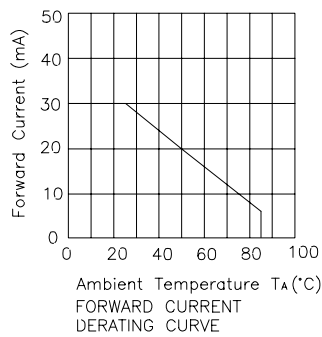
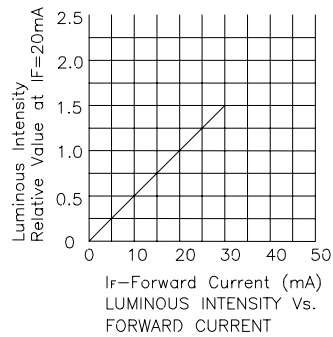
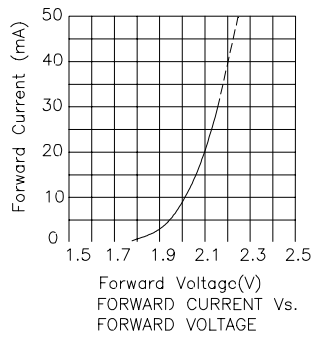
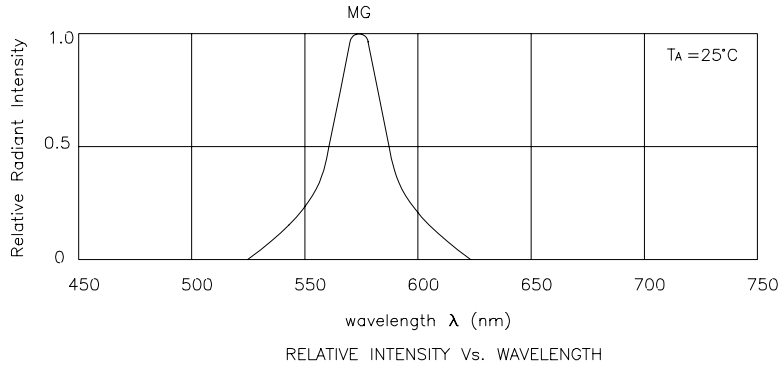
Symbol	Parameter	Device	Typ.	Max.	Units	Test Conditions
peak	Peak Wavelength	Green	574		nm	I _F = 20mA
D	Dominate Wavelength	Green	570		nm	I _F = 20mA
1/2	Spectral Line Half-width	Green	20		nm	I _F = 20mA
C	Capacitance	Green	15		pF	V _F = 0V; f = 1MHz
V _F	Forward Voltage	Green	2.1	2.5	V	I _F = 20mA
I _R	Reverse Current	Green		10	uA	V _R = 5V

Absolute Maximum Ratings at T_A=25 C

Parameter	Mega Green	Units
Power dissipation	105	mW
DC Forward Current	30	mA
Peak Forward Current [1]	150	mA
Reverse Voltage	5	V
Operating/Storage Temperature	-40 C To +85 C	

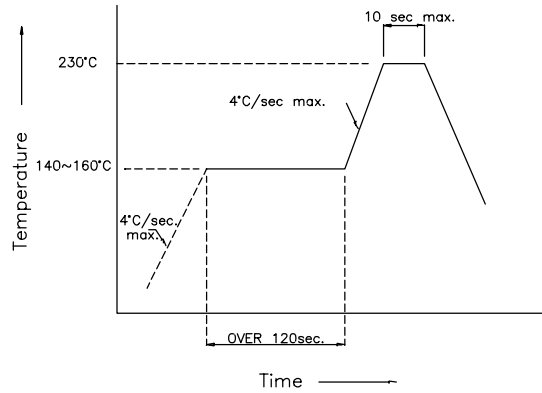
Note:

1. 1/10 Duty Cycle, 0.1ms Pulse Width.

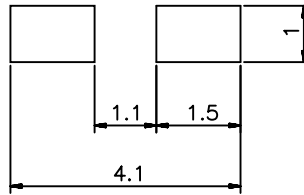


SMT Reflow Soldering Instructions

Number of reflow process shall be less than 2 times and cooling process to normal temperature is required between first and second soldering process."



Recommended Soldering Pattern (Units : mm)



Tape Specifications (Units : mm)

