



Gate Drive Transformer GT04 Series



Features

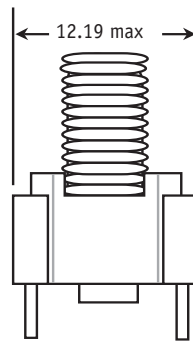
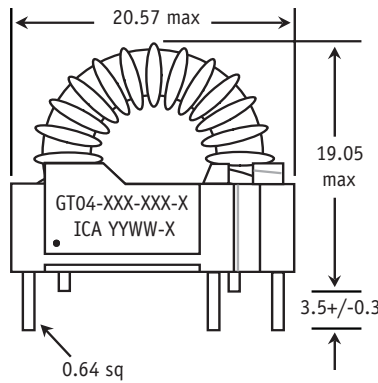
- Meets medical safety isolation requirements
- Designed for frequencies from 20 kHz to 300 kHz
- Available in UL Class F (155°C) or Economical Class B (130°C) Versions

Applications

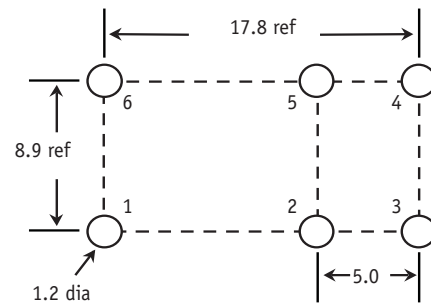
- Gate Drive Transformer
- Signal Transformer Across Isolation Barriers
- Off-Line AC/DC Converters
- High-Powered DC/DC Converters

Packaging: Tray=45 pieces, Box=12 trays, Box=540 pieces

Mechanical

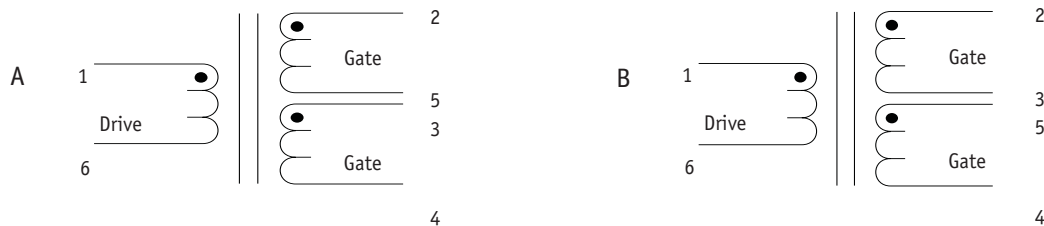


Recommended PCB Layout



Unit: mm

Schematic



**Gate Drive Transformer****GT04 Series****ELECTRICAL SPECIFICATIONS — STANDARD VERSION**

Part Number ⁵	Turns Ratio (Drive : Gate)	Primary ¹ Inductance (mH min.)	DCR (Ω max.) N1:N2:N3	Leakage Inductance (μ H, max.)	E-T Product ⁶ (V- μ s)	Hi-Pot (V _{dc})
GT04-111-063-__	1 : 1 : 1	0.247	0.04:0.04:0.04	0.2	63	4500
GT04-111-126-__	1 : 1 : 1	0.990	0.07:0.07:0.07	0.4	126	4500
GT04-111-189-__	1 : 1 : 1	2.220	0.2:0.2:0.2	0.5	189	4500
GT04-111-252-__	1 : 1 : 1	3.960	0.5:0.5:0.5	.7	252	4500
GT04-111-315-__	1 : 1 : 1	6.180	1:1:1	.8	315	4500
GT04-111-378-__	1 : 1 : 1	8.910	2.7:2.7:2.7	1.2	378	4500
GT04-122-063-__	1 : 2.5 : 2.5	0.039	0.02:0.04:0.04	0.15	63	4500
GT04-122-126-__	1 : 2.5 : 2.5	0.158	0.04:0.07:0.07	0.2	126	4500
GT04-122-189-__	1 : 2.5 : 2.5	0.356	0.1:0.2:0.2	0.25	189	4500
GT04-122-252-__	1 : 2.5 : 2.5	0.634	0.2:0.45:0.45	0.3	315	4500
GT04-122-315-__	1 : 2.5 : 2.5	0.990	0.4:0.9:0.9	0.4	315	4500
GT04-122-378-__	1 : 2.5 : 2.5	1.420	1.1:2.5:2.5	0.5	378	4500

ELECTRICAL SPECIFICATIONS — ECONOMY VERSION

Part Number ⁵	Turns Ratio (Drive:Gate)	Primary ¹ Inductance (mH min.)	DCR (Ω max.) N1:N2:N3	Leakage Inductance (μ H, max)	E-T Product ⁶ (V- μ s)	Hi-Pot (V _{dc})
GT04-111-063-_E	1 : 1 : 1	0.247	0.07:0.04:0.04	0.4	63	4500
GT04-111-126-_E	1 : 1 : 1	0.990	0.16:0.07:0.07	0.6	126	4500
GT04-111-189-_E	1 : 1 : 1	2.220	0.2:0.2:0.2	0.5	189	4500
GT04-111-252-_E	1 : 1 : 1	3.960	0.8:0.5:0.5	0.9	252	4500
GT04-111-315-_E	1 : 1 : 1	6.180	1:1:1	0.8	315	4500
GT04-111-378-_E	1 : 1 : 1	8.910	1.2:2.7:2.7	1.5	378	4500
GT04-122-063-_E	1 : 2.5 : 2.5	0.039	0.04:0.04:0.04	0.4	63	4500
GT04-122-126-_E	1 : 2.5 : 2.5	0.158	0.06:0.07:0.07	0.4	126	4500
GT04-122-189-_E	1 : 2.5 : 2.5	0.356	0.1:0.2:0.2	0.25	189	4500
GT04-122-252-_E	1 : 2.5 : 2.5	0.634	0.34:0.45:0.45	0.6	252	4500
GT04-122-315-_E	1 : 2.5 : 2.5	0.990	0.4:0.9:0.9	0.4	315	4500
GT04-122-378-_E	1 : 2.5 : 2.5	1.420	0.5:2.5:2.5	0.9	378	4500

1. Tested at 10 kHz, 0.1V_{rms}.

2. Electrical specifications at 25°C.

3. Operating range: -40°C to +130°C.

4. Meets UL94V-0.

5. Select pin assignment option based on schematics above. For other options please contact ICE Components, Inc.

6. E-T product rating is for the secondary (gate) windings and is based upon a peak flux density of 2200 Gauss at 25°C when used in a bipolar-driven application.