




H78M08AT

H78M08BT

3-TERMINAL POSITIVE VOLTAGE REGULATOR



Description

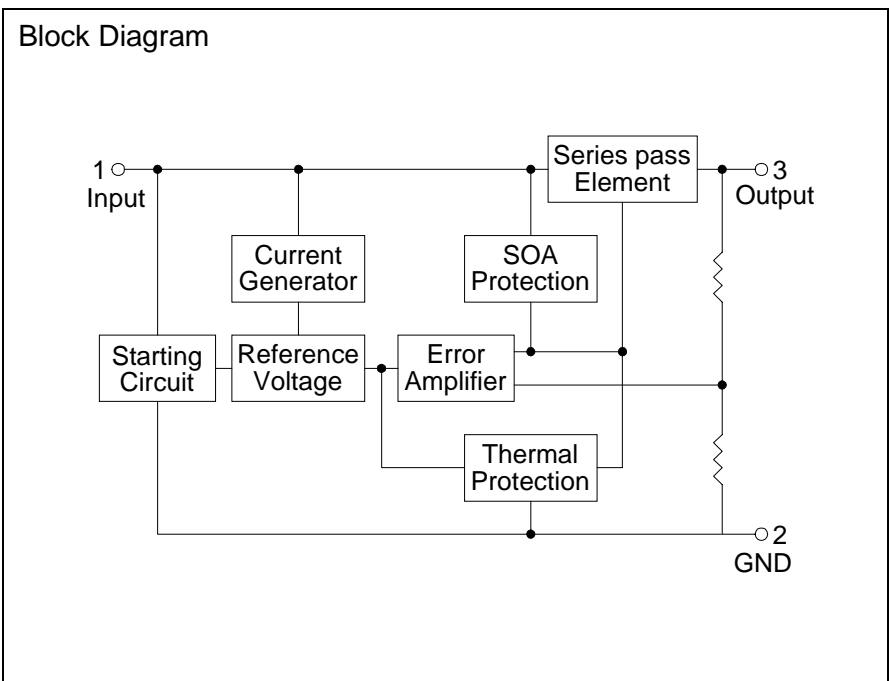
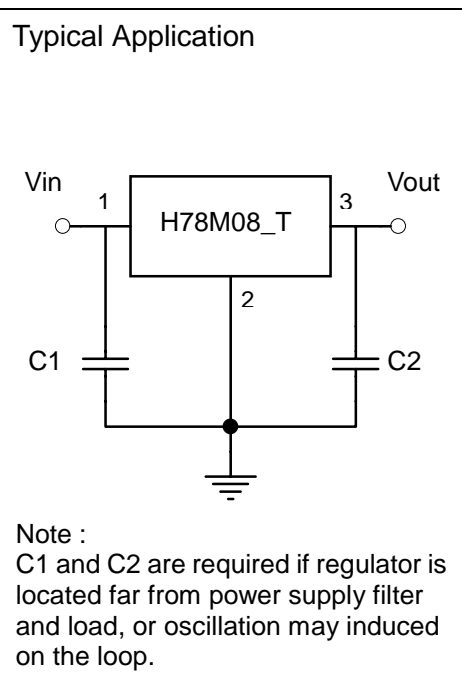
The H78M08_T series of three-terminal positive regulators are available in the TO-126 package. This regulator can provide local on-card regulation, eliminating the distribution problems associated with single point regulation. Each device employs internal current limiting, thermal shut-down and safe operating area protection, making it essentially indestructible. If adequate heat sinking is provided, they can deliver over 0.5A output current. Although designed primarily as fixed voltage regulators, this device can be used with external components to obtain adjustable voltages and currents.

Description

- Output current up to 500mA is available.
- Eliminates external compensating circuit.
- Built-in current limiter prevents elements from destruction when load is short circuit.
- Built-in chip junction temperature limiting circuit protects elements against thermal destruction.
- Built-in internal power dissipation limiting circuit protects transistors at output driver.

Absolute Maximum Ratings (Ta=25°C)

- Input Voltage 35 V
- Total Power Dissipation (Tc=25°C) Internally limited
- Operating Junction Temperature 0 °C to 125 °C
- Output Current (Tc=25°C) 0.5 A
- Lead Temperature (Soldering 10S) 230 °C





Electrical Characteristics

• H78M08AT

$V_{in}=14V$, $I_o=350mA$, $0^{\circ}C \leq T_j \leq 125^{\circ}C$, $PD \leq 5W$, unless otherwise specified

Symbol	Characteristic	Min	Typ	Max	Units
V_o	Output Voltage ($T_j=25^{\circ}C$)	7.76	8	8.24	V
V_o	Output Voltage ($10.5V \leq V_{in} \leq 23V$, $5mA \leq I_o \leq 350mA$)	7.68	8	8.32	V
Regline	Line Regulation ($T_j=25^{\circ}C$, $I_o=200mA$), $10.5V \leq V_{in} \leq 25V$	-	5	100	mV
	Line Regulation ($T_j=25^{\circ}C$, $I_o=200mA$), $11V \leq V_{in} \leq 25V$	-	5	50	
Regload	Load Regulation ($T_j=25^{\circ}C$), $5mA \leq I_o \leq 500mA$	-	-	150	mV
	Load Regulation ($T_j=25^{\circ}C$), $5mA \leq I_o \leq 200mA$	-	-	75	
I_B	Quiescent Current ($T_j=25^{\circ}C$)	-	3.2	6	mA
ΔI_B	Quiescent Current Change ($T_j=25^{\circ}C$), $10.5V \leq V_{in} \leq 25V$, $I_o=200mA$	-	-	0.8	mA
	Quiescent Current Change ($T_j=25^{\circ}C$), $5mA \leq I_o \leq 350mA$	-	-	0.5	
RR	Ripple Rejection, $11.5V \leq V_{in} \leq 21.5V$, $I_o=300mA$, $f=120Hz$	56	-	-	dB
V_i-V_o	Dropout Voltage ($I_o=500mA$, $T_j=25^{\circ}C$)	-	2	-	V
VN	Output Noise Voltage ($T_j=25^{\circ}C$), $10Hz \leq f \leq 100KHz$	-	40	100	μV
Isc	Short Circuit Current Limit ($T_j=25^{\circ}C$), $V_{in}=35V$	-	300	-	mA
I _{max}	Peak Output Current ($T_j=25^{\circ}C$)	-	700	-	mA
TC _{Vo}	Average Temperature Coefficient of Output Voltage, $I_o=5mA$	-	-0.5	-	mV/ $^{\circ}C$

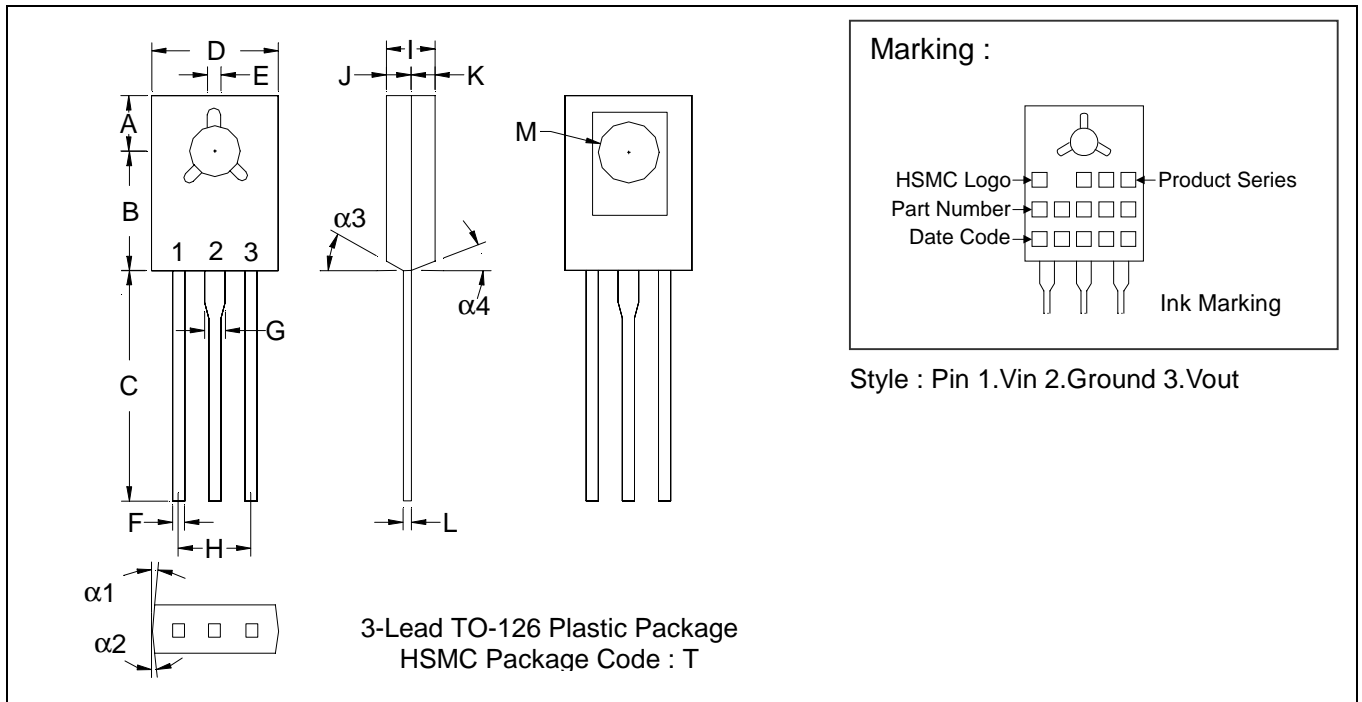
• H78M08BT

$V_{in}=14V$, $I_o=350mA$, $0^{\circ}C \leq T_j \leq 125^{\circ}C$, $PD \leq 5W$, unless otherwise specified

Symbol	Characteristic	Min	Typ	Max	Units
V_o	Output Voltage ($T_j=25^{\circ}C$)	7.6	8	8.4	V
V_o	Output Voltage ($10.5V \leq V_{in} \leq 23V$, $5mA \leq I_o \leq 350mA$)	7.6	8	8.4	V
Regline	Line Regulation ($T_j=25^{\circ}C$, $I_o=200mA$), $10.5V \leq V_{in} \leq 25V$	-	5	120	mV
	Line Regulation ($T_j=25^{\circ}C$, $I_o=200mA$), $11V \leq V_{in} \leq 25V$	-	5	60	
Regload	Load Regulation ($T_j=25^{\circ}C$), $5mA \leq I_o \leq 500mA$	-	-	170	mV
	Load Regulation ($T_j=25^{\circ}C$), $5mA \leq I_o \leq 200mA$	-	-	85	
I_B	Quiescent Current ($T_j=25^{\circ}C$)	-	3.2	6	mA
ΔI_B	Quiescent Current Change ($T_j=25^{\circ}C$), $10.5V \leq V_{in} \leq 25V$, $I_o=200mA$	-	-	1	mA
	Quiescent Current Change ($T_j=25^{\circ}C$), $5mA \leq I_o \leq 350mA$	-	-	0.6	
RR	Ripple Rejection, $11.5V \leq V_{in} \leq 21.5V$, $I_o=300mA$, $f=120Hz$	56	-	-	dB
V_i-V_o	Dropout Voltage ($I_o=500mA$, $T_j=25^{\circ}C$)	-	2	-	V
VN	Output Noise Voltage ($T_j=25^{\circ}C$), $10Hz \leq f \leq 100KHz$	-	40	120	μV
Isc	Short Circuit Current Limit ($T_j=25^{\circ}C$), $V_{in}=35V$	-	300	-	mA
I _{max}	Peak Output Current ($T_j=25^{\circ}C$)	-	700	-	mA
TC _{Vo}	Average Temperature Coefficient of Output Voltage, $I_o=5mA$	-	-0.5	-	mV/ $^{\circ}C$



TO-126 Dimension



*:Typical

DIM	Inches		Millimeters		DIM	Inches		Millimeters	
	Min.	Max.	Min.	Max.		Min.	Max.	Min.	Max.
$\alpha 1$	-	*3°	-	*3°	F	0.0280	0.0319	0.71	0.81
$\alpha 2$	-	*3°	-	*3°	G	0.0480	0.0520	1.22	1.32
$\alpha 3$	-	*3°	-	*3°	H	0.1709	0.1890	4.34	4.80
$\alpha 4$	-	*3°	-	*3°	I	0.0950	0.1050	2.41	2.66
A	0.1500	0.1539	3.81	3.91	J	0.0450	0.0550	1.14	1.39
B	0.2752	0.2791	6.99	7.09	K	0.0450	0.0550	1.14	1.39
C	0.5315	0.6102	13.50	15.50	L	-	*0.0217	-	*0.55
D	0.2854	0.3039	7.52	7.72	M	0.1378	0.1520	3.50	3.86
E	0.0374	0.0413	0.95	1.05					

Notes : 1.Dimension and tolerance based on our Spec. dated Mar. 6,1995.
 2.Controlling dimension : millimeters.
 3.Maximum lead thickness includes lead finish thickness, and minimum lead thickness is the minimum thickness of base material.
 4.If there is any question with packing specification or packing method, please contact your local HSMC sales office.

Material :

- Lead : 42 Alloy ; solder plating
- Mold Compound : Epoxy resin family, flammability solid burning class:UL94V-0

Important Notice:

- All rights are reserved. Reproduction in whole or in part is prohibited without the prior written approval of HSMC.
- HSMC reserves the right to make changes to its products without notice.
- **HSMC semiconductor products are not warranted to be suitable for use in Life-Support Applications, or systems.**
- HSMC assumes no liability for any consequence of customer product design, infringement of patents, or application assistance.

Head Office And Factory :

- **Head Office** (Hi-Sincerity Microelectronics Corp.) : 10F.,No. 61, Sec. 2, Chung-Shan N. Rd. Taipei Taiwan R.O.C.
 Tel : 886-2-25212056 Fax : 886-2-25632712, 25368454
- **Factory 1** : No. 38, Kuang Fu S. Rd., Fu-Kou Hsin-Chu Industrial Park Hsin-Chu Taiwan. R.O.C
 Tel : 886-3-5983621~5 Fax : 886-3-5982931