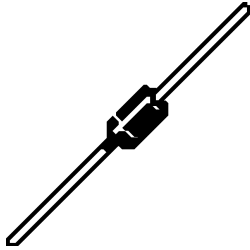


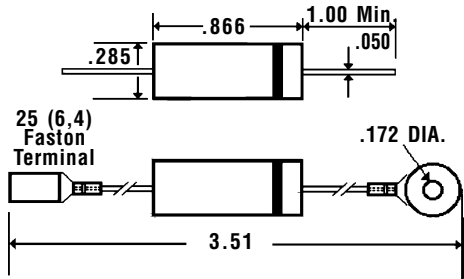
# 350 mA HIGH VOLTAGE MICROWAVE OVEN RECTIFIERS

**HV03 Series**

## Description



## Mechanical Dimensions



## Features

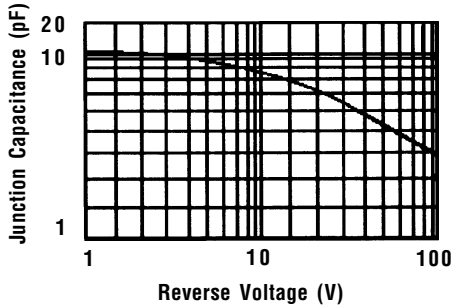
- HIGH OVERLOAD SURGE CAPABILITY
- TYPICAL  $I_R < 1\mu A$
- CONTROLLED AVALANCHE CHARACTERISTICS
- HIGH TEMPERATURE SOLDERING - 250°C 10 Seconds
- LOW FORWARD VOLTAGE DROP
- MEETS UL SPECIFICATION 94V-0

	<b>HV03 Series</b>						<b>Units</b>
	<b>HV03-08</b>	<b>HV03-09</b>	<b>HV03-10</b>	<b>HV03-12</b>	<b>HV03-14</b>	<b>HV03-15</b>	
<b>Maximum Ratings</b>							
Peak Repetitive Reverse Voltage... $V_{RRM}$	8000	9000	10000	12000	14000	15000	Volts
RMS Reverse Voltage... $V_{R(rms)}$	5600	6300	7000	8400	9800	10500	Volts
DC Blocking Voltage... $V_{DC}$	8000	9000	10000	12000	14000	15000	Volts
Average Forward Rectified Current... $I_{F(av)}$ @ $T_A = 60^\circ C$	..... 350 .....						mAmps
Non-Repetitive Peak Forward Surge Current... $I_{FSM}$ @ Rated Load Conditions, 9.3 ms, 1/2 Sine Wave	..... 20 .....						Amps
Repetitive Peak Reverse Surge Current... $I_{RSM}$ @ Rated Load Conditions, 8.3 ms, 1/2 Sine Wave	..... 100 .....						mAmps
Operating & Storage Temperature Range... $T_J, T_{STRG}$	..... -40 to 130 .....						°C
<b>Electrical Characteristics</b>							
Maximum Forward Voltage... $V_F$ @ 350 mA	< ..... 10 .....		12		< ..... 15 .....		Volts
Maximum DC Reverse Current... $I_R$ @ Rated DC Blocking Voltage	..... 5.0 .....						μAmps
Maximum Thermal Resistance... $R_{\theta JC}$	..... 18 .....						°C / W

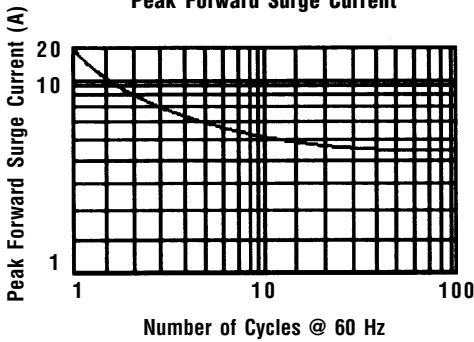
# 350 mA HIGH VOLTAGE MICROWAVE OVEN RECTIFIERS

**HV03 Series**

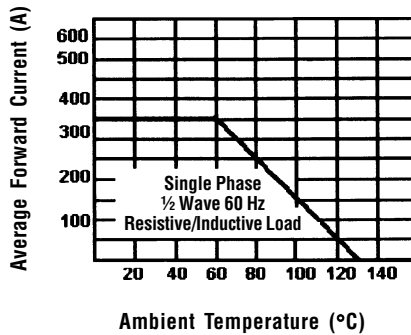
Typical Junction Capacitance



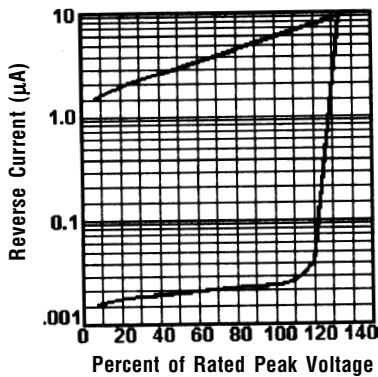
Non-Repetitive  
Peak Forward Surge Current



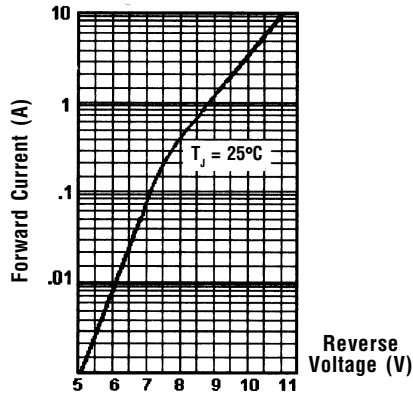
Forward Current Derating Curve



Typical Reverse Characteristics



Typical Instantaneous Forward Characteristics



Ratings at 25 Deg. C ambient temperature unless otherwise specified.

Single Phase Half Wave, 60 Hz Resistive or Inductive Load.

For Capacitive Load, Derate Current by 20%.