

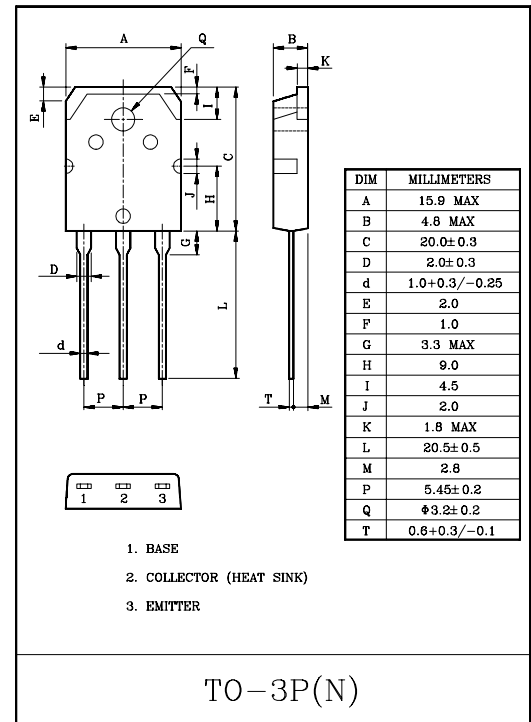
HIGH POWER AMPLIFIER  
DARLINGTON APPLICATION.

### FEATURES

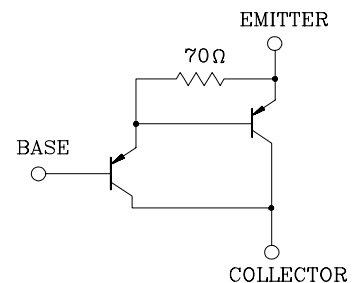
- Complementary to KTD1510
- Recommended for 60W Audio Amplifier Output Stage.

### MAXIMUM RATINGS (Ta=25°C)

CHARACTERISTIC	SYMBOL	RATING	UNIT
Collector-Base Voltage	$V_{CBO}$	-160	V
Collector-Emitter Voltage	$V_{CEO}$	-150	V
Emitter-Base Voltage	$V_{EBO}$	-5	V
Collector Current	$I_C$	-10	A
Base Current	$I_B$	-1	A
Collector Power Dissipation (Tc=25°C)	$P_C$	100	W
Junction Temperature	$T_j$	150	°C
Storage Temperature Range	$T_{stg}$	-55~150	°C

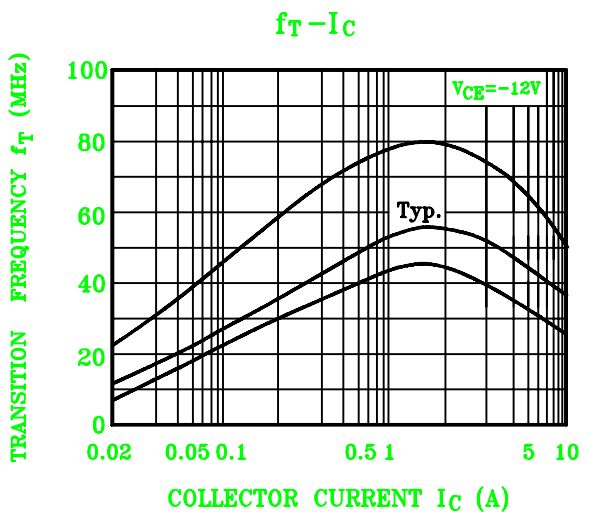
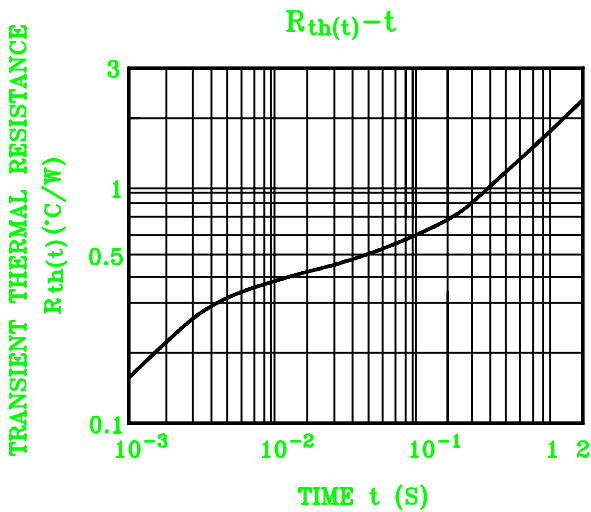
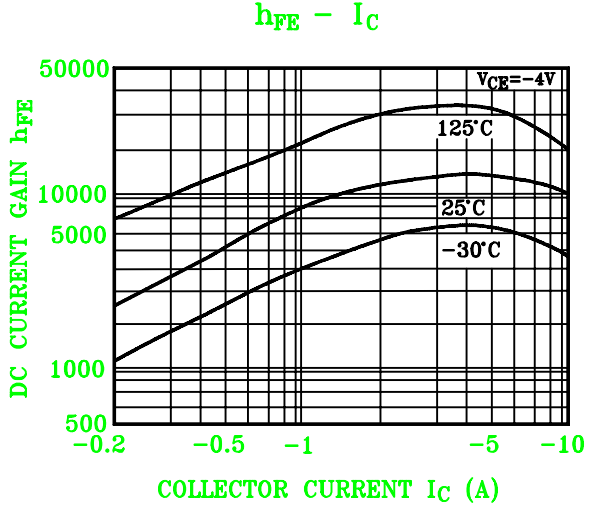
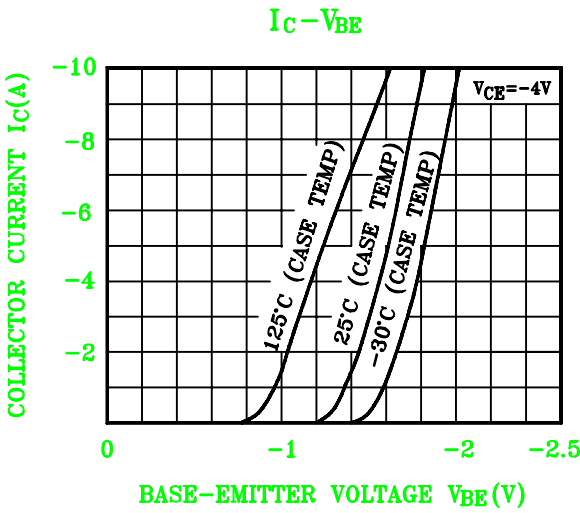
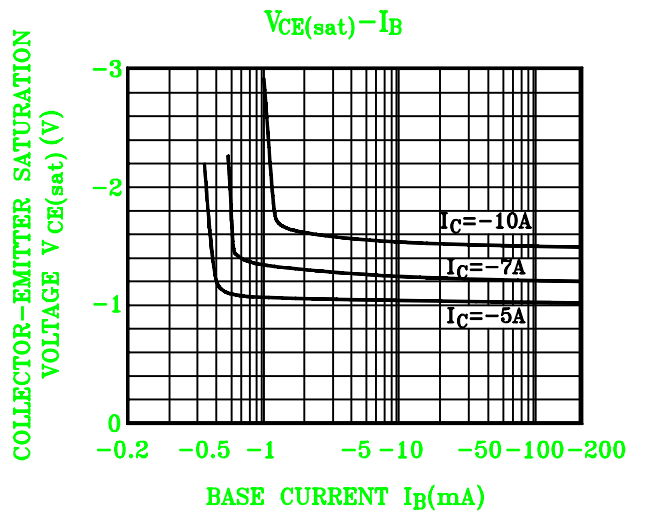
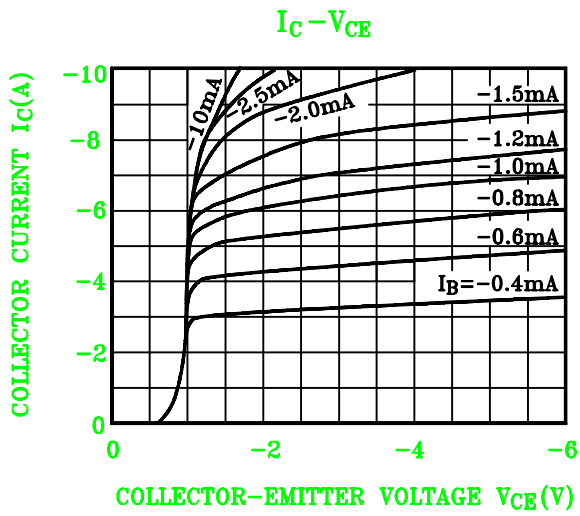


### EQUIVALENT CIRCUIT



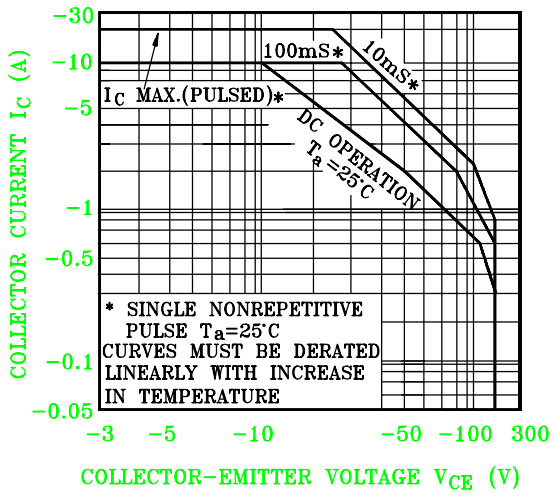
### ELECTRICAL CHARACTERISTICS (Ta=25°C)

CHARACTERISTIC	SYMBOL	TEST CONDITION	MIN.	TYP.	MAX.	UNIT
Collector Cut-off Current	$I_{CBO}$	$V_{CB}=-160V$	-	-	-100	$\mu A$
Emitter Cut-off Current	$I_{EBO}$	$V_{EB}=-5V$	-	-	-100	$\mu A$
Collector-Emitter Breakdown Voltage	$V_{(BR)CEO}$	$I_C=-30mA$	-150	-	-	V
DC Current Gain	$h_{FE}$	$V_{CE}=-4V, I_C=-7A$	5000	-	-	
Collector-Emitter Saturation Voltage	$V_{CE(sat)}$	$I_C=-7A, I_B=-7mA$	-	-	-2.5	V
Base-Emitter Saturation Voltage	$V_{BE(sat)}$	$I_C=-7A, I_B=-7mA$	-	-	-3.0	V
Transition Frequency	$f_T$	$V_{CE}=-12V, I_C=2A$	-	50	-	MHz
Collector Output Capacitance	$C_{ob}$	$V_{CB}=-10V, f=1MHz$	-	230	-	pF



# KTB2510

SAFE OPERATING AREA



$P_C - T_a$

