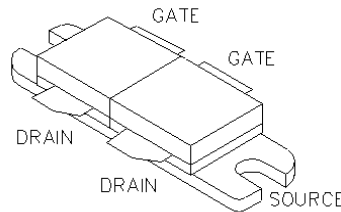




General Description

Silicon VDMOS and LDMOS transistors designed specifically for broadband RF applications. Suitable for Military Radios, Cellular and Paging Amplifier Base Stations, Broadcast FM/AM, MRI, Laser Driver and others.

"Polyfet"™ process features low feedback and output capacitances, resulting in high F_t transistors with high input impedance and high efficiency.



SILICON GATE ENHANCEMENT MODE

RF POWER LDMOS TRANSISTOR

220.0 Watts Push - Pull

Package Style LR

**HIGH EFFICIENCY, LINEAR
HIGH GAIN, LOW NOISE**

ABSOLUTE MAXIMUM RATINGS (T = 25 °C)

Total Device Dissipation	Junction to Case Thermal Resistance	Maximum Junction Temperature	Storage Temperature	DC Drain Current	Drain to Gate Voltage	Drain to Source Voltage	Gate to Source Voltage
440 Watts	0.44 °C/W	200 °C	-65 °C to 150 °C	23.0 A	70 V	70 V	20 V

RF CHARACTERISTICS (220.0 WATTS OUTPUT)

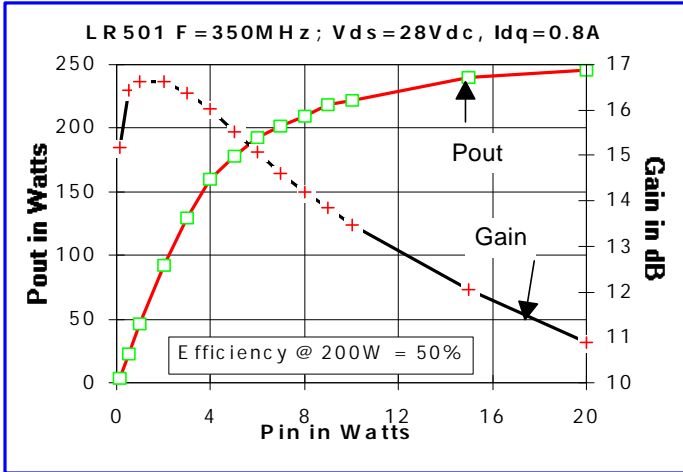
SYMBOL	PARAMETER	MIN	TYP	MAX	UNITS	TEST CONDITIONS
Gps	Common Source Power Gain	11			dB	Idq = 0.80 A, Vds = 28.0 V, F = 350 MHz
η	Drain Efficiency		50		%	Idq = 0.80 A, Vds = 28.0 V, F = 350 MHz
VSWR	Load Mismatch Tolerance			5:1	Relative	Idq = 0.80 A, Vds = 28.0 V, F = 350 MHz

ELECTRICAL CHARACTERISTICS (EACH SIDE)

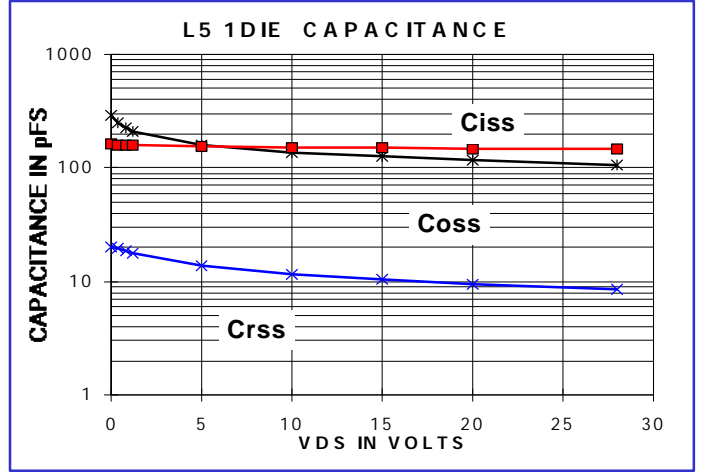
SYMBOL	PARAMETER	MIN	TYP	MAX	UNITS	TEST CONDITIONS
Bvdss	Drain Breakdown Voltage	65			V	Ids = 0.25 mA, Vgs = 0V
Idss	Zero Bias Drain Current			1.0	mA	Vds = 28.0 V, Vgs = 0V
Igss	Gate Leakage Current			1	uA	Vds = 0V Vgs = 30V
Vgs	Gate Bias for Drain Current	2		5	V	Ids = 0.30 A, Vgs = Vds
gM	Forward Transconductance		4.8		Mho	Vds = 10V, Vgs = 5V
Rdson	Saturation Resistance		0.20		Ohm	Vgs = 20V, Ids = 43.00 A
Idsat	Saturation Current		30.00		Amp	Vgs = 20V, Vds = 10V
Ciss	Common Source Input Capacitance		150.0		pF	Vds = 28.0 Vgs = 0V, F = 1 MHz
Crss	Common Source Feedback Capacitance		7.5		pF	Vds = 28.0 Vgs = 0V, F = 1 MHz
Coss	Common Source Output Capacitance		100.0		pF	Vds = 28.0 Vgs = 0V, F = 1 MHz

LR501

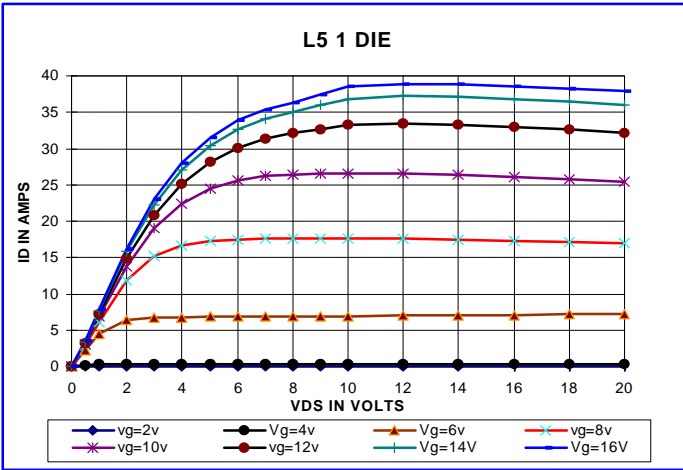
POUT VS PIN GRAPH



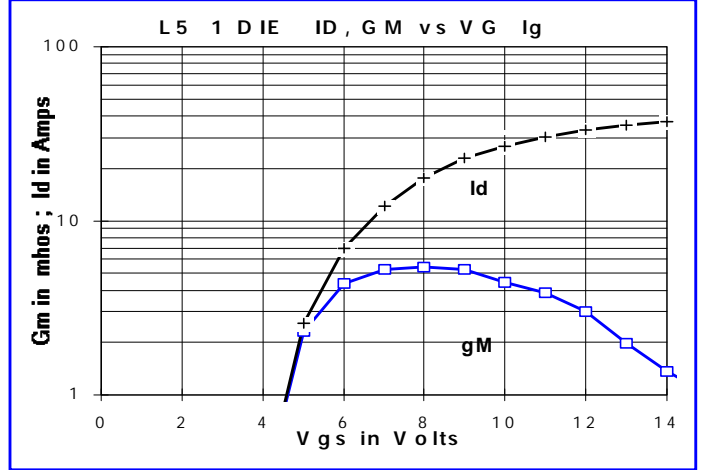
CAPACITANCE VS VOLTAGE



IV CURVE



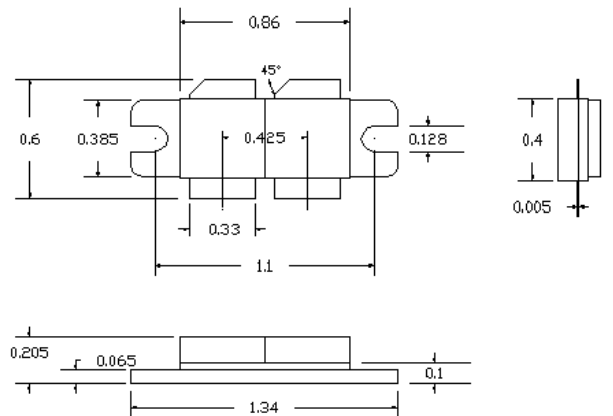
ID & GM VS VGS



Zin Zout

LR501 Vdd=28V Idq=800mA Pout=220W	
Freq(MHz)	350
Zin	-j3.0
Zout	+j2.2

PACKAGE DIMENSIONS IN INCHES



POLYFET LR PACKAGE

Tolerance .XX +/-0.01 .XXX +/- .005 inches