

MA2C719

Silicon epitaxial planar type

For high-frequency rectification

■ Features

- DO-34 (DHD) package, allowing to rectify under ($I_{F(AV)} = 500$ mA) condition
- Allowing high-density mounting (5 mm pitch insertion)
- Optimum for high-frequency rectification because of its short reverse recovery time (t_{rr})
- High rectification efficiency caused by its low forward-rise-voltage (V_F)
- High reliability achieved by the glass sealed package

■ Absolute Maximum Ratings $T_a = 25^\circ\text{C}$

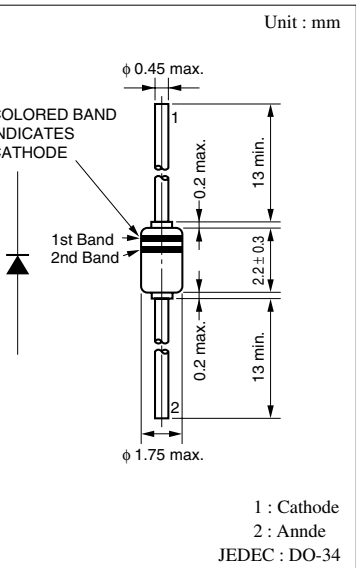
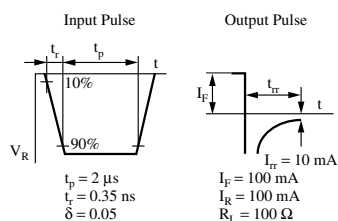
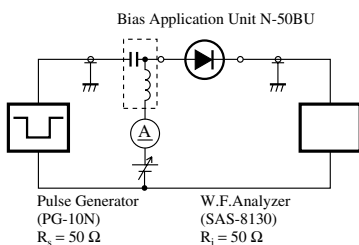
Parameter	Symbol	Rating	Unit
Reverse voltage (DC)	V_R	40	V
Repetitive peak reverse voltage	V_{RRM}	40	V
Peak forward current	I_{FM}	1	A
Average forward current	$I_{F(AV)}$	500	mA
Non-repetitive peak forward surge current*	I_{FSM}	30	A
Junction temperature	T_j	125	$^\circ\text{C}$
Storage temperature	T_{stg}	-55 to +125	$^\circ\text{C}$

Note) * : The peak-to-peak value in one cycle of 50 Hz sine-wave (non-repetitive)

■ Electrical Characteristics $T_a = 25^\circ\text{C}$

Parameter	Symbol	Conditions	Min	Typ	Max	Unit
Reverse current (DC)	I_R	$V_R = 35$ V			100	μA
Forward voltage (DC)	V_F	$I_F = 500$ mA			0.55	V
Terminal capacitance	C_t	$V_R = 0$ V, $f = 1$ MHz		60		pF
Reverse recovery time*	t_{rr}	$I_F = I_R = 100$ mA $I_{rr} = 10$ mA, $R_L = 100 \Omega$		5		ns

- Note) 1. Schottky barrier diode is sensitive to electric shock (static electricity, etc.). Due attention must be paid on the charge of a human body and the leakage of current from the operating equipment
2. Rated input/output frequency: 400 MHz
3. * : t_{rr} measuring instrument



COLORED BAND
INDICATES
CATHODE

1st Band
2nd Band

Unit : mm

1 : Cathode
2 : Anode
JEDEC : DO-34

■ Cathode Indication

	1st Band	2nd Band
Color	Silver	Silver

